



理文造紙有限公司*

Lee & Man Paper Manufacturing Limited

(Incorporated in the Cayman Islands with limited liability) Stock Code: 2314

(於開曼群島註冊成立之有限公司) 股份代號: 2314

ANNUAL REPORT 年報

2012



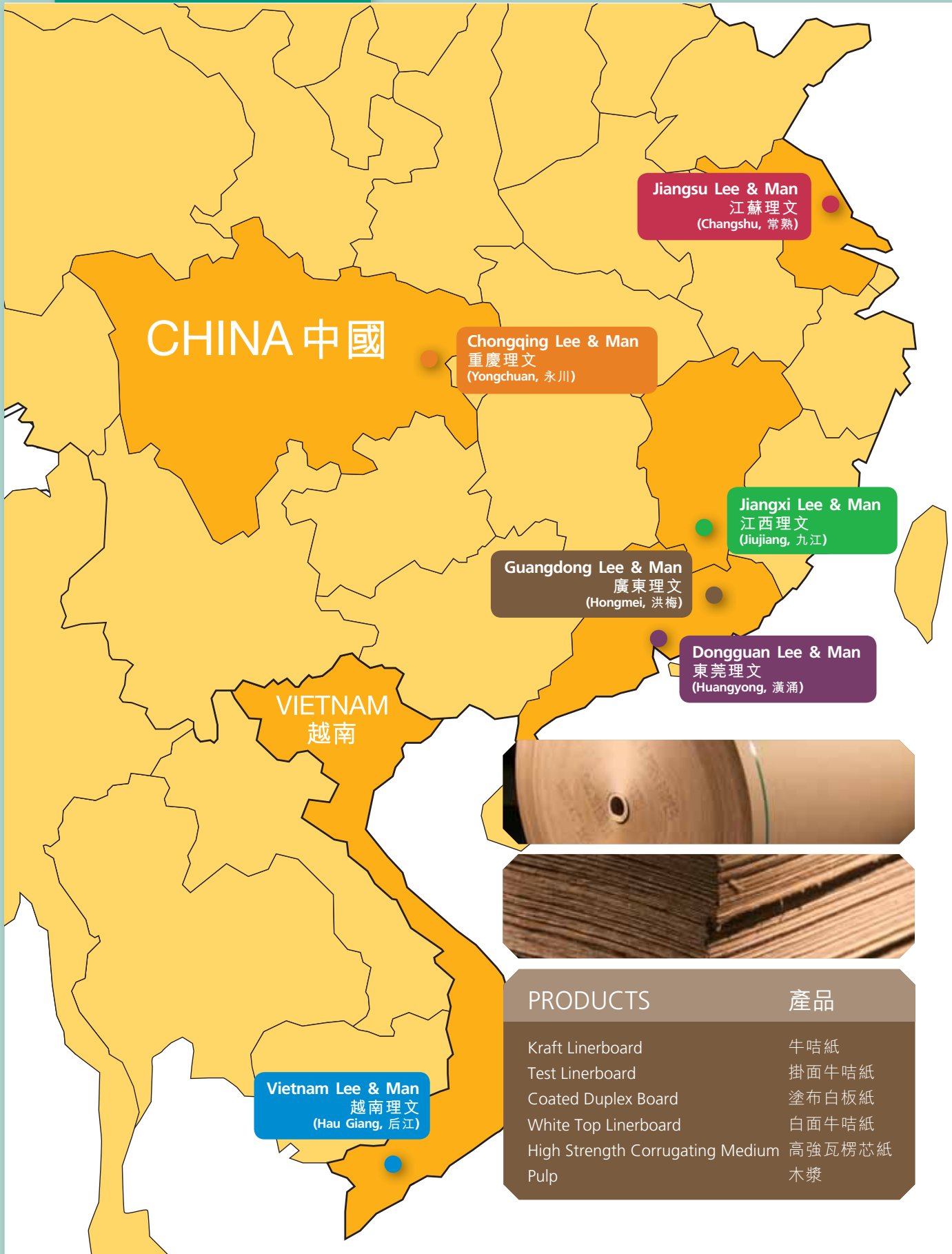
* 僅供識別

* For identification purposes only

CONTENT | 目錄

2	About Lee & Man Paper	關於理文造紙
4	Corporate Information	公司資料
6	Financial Highlights	財務摘要
7	Financial Summary	財務概要
8	Chairman's Statement	主席報告
10	Management Discussion and Analysis	管理層討論及分析
14	Corporate Governance Report	企業管治報告
24	Corporate Social Responsibility	企業社會責任
29	Profile of Directors and Senior Management	董事及高級管理層簡介
36	Directors' Report	董事會報告
47	Independent Auditor's Report	獨立核數師報告
49	Consolidated Statement of Comprehensive Income	綜合全面收益表
50	Consolidated Statement of Financial Position	綜合財務狀況表
52	Consolidated Statement of Changes in Equity	綜合權益變動表
54	Consolidated Statement of Cash Flows	綜合現金流量表
56	Notes to the Consolidated Financial Statements	綜合財務報表附註
147	Statement of Financial Position of the Company	本公司財務狀況表

ABOUT LEE & MAN PAPER
關於理文造紙



PRODUCTS

產品

Kraft Linerboard	牛咭紙
Test Linerboard	掛面牛咭紙
Coated Duplex Board	塗布白板紙
White Top Linerboard	白面牛咭紙
High Strength Corrugating Medium	高強瓦楞芯紙
Pulp	木漿

Guangdong Lee & Man Paper 廣東理文造紙

Existing annual capacity: 2.95 million tons of paper
現存年產能： 295萬噸紙



Guangdong Lee & Man Paper

Dongguan Lee & Man Paper 東莞理文造紙

Existing annual capacity: 730,000 tons of paper
現存年產能： 73萬噸紙



Dongguan Lee & Man Paper

Jiangsu Lee & Man Paper 江蘇理文造紙


Existing annual capacity: 1.57 million tons of paper
現存年產能： 157萬噸紙



Jiangsu Lee & Man Paper

Chongqing Lee & Man Paper 重慶理文造紙

Planned annual capacity: 1.10 million tons of paper and 180,000 tons of pulp
計劃年產能： 110萬噸紙及18萬噸漿



Chongqing Lee & Man Paper

Jiangxi Lee & Man Paper 江西理文造紙

Planned annual capacity: 700,000 tons of paper
計劃年產能： 70萬噸紙



Jiangxi Lee & Man Paper

BOARD OF DIRECTORS

Executive director

Mr Lee Wan Keung Patrick (*Chairman*)
Mr Lee Man Chun Raymond *BBS JP (Chief Executive Officer)*
Mr Lee Man Bun *MH*
Mr Kunihiko Kashima

Non-executive director

Professor Poon Chung Kwong *GBS JP*
Mr Yoshio Haga (*Vice Chairman*)

Independent non-executive director

Mr Wong Kai Tung Tony
Mr Peter A Davies
Mr Chau Shing Yim David

AUDIT COMMITTEE

Mr Chau Shing Yim David (*Chairman*)
Mr Wong Kai Tung Tony
Mr Peter A Davies
Mr Yoshio Haga

REMUNERATION COMMITTEE

Mr Chau Shing Yim David (*Chairman*)
Mr Wong Kai Tung Tony
Mr Peter A Davies
Mr Kunihiko Kashima

NOMINATION COMMITTEE

Mr Lee Wan Keung Patrick (*Chairman*)
Mr Kunihiko Kashima
Mr Chau Shing Yim David
Mr Wong Kai Tung Tony
Mr Peter A Davies

AUTHORISED REPRESENTATIVES

Mr Lee Man Chun Raymond *BBS JP*
Mr Cheung Kwok Keung

COMPANY SECRETARY

Mr Cheung Kwok Keung

董事會

執行董事

李運強先生(主席)
李文俊先生銅紫荊星章 太平紳士(首席執行官)
李文斌先生榮譽勳章
鹿島久仁彥先生

非執行董事

潘宗光教授金紫荊星章 太平紳士
芳賀義雄先生(副主席)

獨立非執行董事

王啟東先生
Peter A Davies先生
周承炎先生

審核委員會

周承炎先生(主席)
王啟東先生
Peter A Davies先生
芳賀義雄先生

薪酬委員會

周承炎先生(主席)
王啟東先生
Peter A Davies先生
鹿島久仁彥先生

提名委員會

李運強先生(主席)
鹿島久仁彥先生
周承炎先生
王啟東先生
Peter A Davies先生

授權代表

李文俊先生銅紫荊星章 太平紳士
張國強先生

公司秘書

張國強先生



REGISTERED OFFICE

Cricket Square
Hutchins Drive
P.O. Box 2681
Grand Cayman KY1-1111
Cayman Islands

PRINCIPAL OFFICE

5th Floor, Liven House
61-63 King Yip Street
Kwun Tong
Kowloon
Hong Kong

PRINCIPAL BANKERS

In Hong Kong and Macau:

Hang Seng Bank
Standard Chartered Bank
Citibank, N.A.
HSBC
DBS

In the PRC:

China Construction Bank
Bank of China
Agricultural Bank of China

AUDITOR

Deloitte Touche Tohmatsu
Certified Public Accountants

PRINCIPAL SHARE REGISTRAR AND TRANSFER OFFICE

Royal Bank of Canada Trust Company
(Cayman) Limited
4th Floor, Royal Bank House,
24 Shedden Road, George Town
Grand Cayman KY1-1110
Cayman Islands

HONG KONG BRANCH SHARE REGISTRAR AND TRANSFER OFFICE

Tricor Investor Services Limited
26/F Tesbury Centre
28 Queen's Road East
Hong Kong

WEBSITE

<http://www.leemanpaper.com>

註冊辦事處

Cricket Square
Hutchins Drive
P.O. Box 2681
Grand Cayman KY1-1111
Cayman Islands

總辦事處

香港
九龍觀塘
敬業街61-63號
利維大廈5樓

主要往來銀行

香港及澳門：

恒生銀行
渣打銀行
花旗銀行
滙豐銀行
星展銀行

中國：

中國建設銀行
中國銀行
中國農業銀行

核數師

德勤•關黃陳方會計師行
執業會計師

主要股份過戶登記處

Royal Bank of Canada Trust Company
(Cayman) Limited
4th Floor, Royal Bank House,
24 Shedden Road, George Town
Grand Cayman KY1-1110
Cayman Islands

香港股份過戶登記分處

卓佳證券登記有限公司
香港
皇后大道東28號
金鐘滙中心26樓

網址

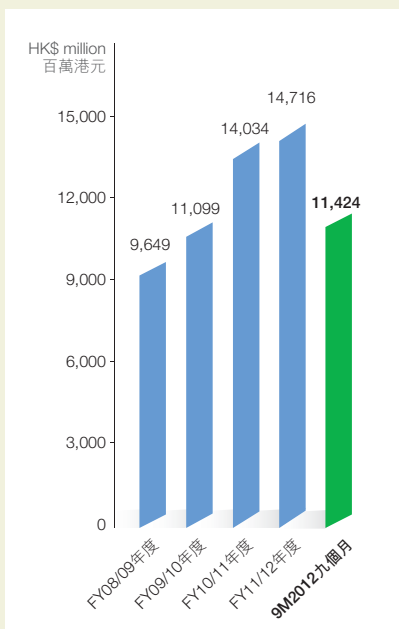
<http://www.leemanpaper.com>



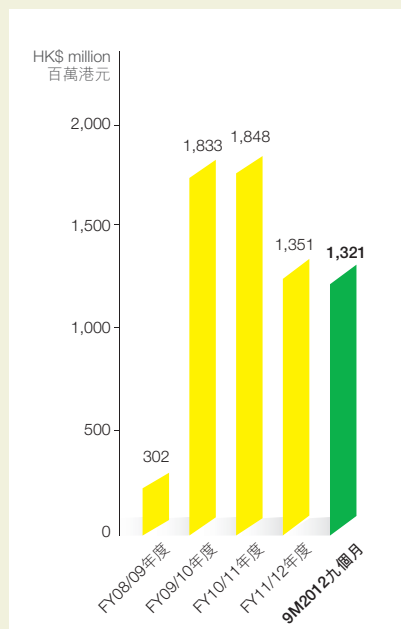
FINANCIAL HIGHLIGHTS

財務摘要

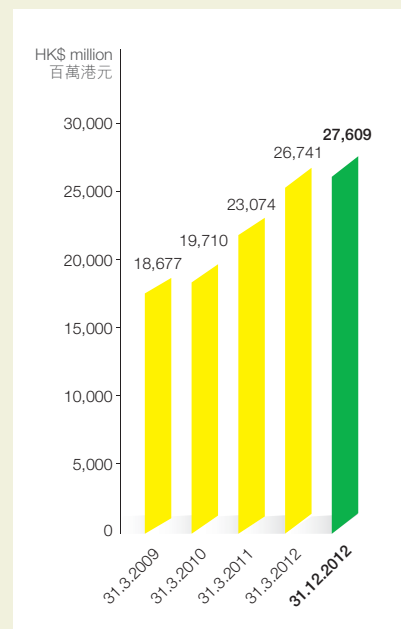
Revenue 收入



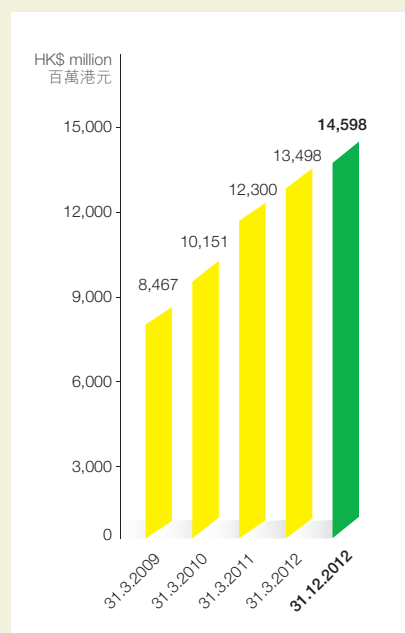
Profit Attributable to Owners of the Company 公司擁有人應佔盈利



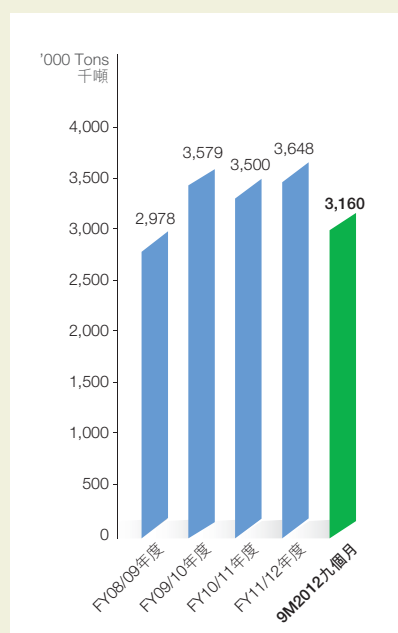
Total Assets 資產總值



Total Equity 權益總值



Sales Volume (containerboard) 銷售量(箱板原紙)



FINANCIAL SUMMARY

財務概要

		Year ended 31 March 截至3月31日止年度				Nine months ended 31 December 2012 截至 2012年 12月31日止 9個月
		2009 2009年 HK\$'000 千港元	2010 2010年 HK\$'000 千港元	2011 2011年 HK\$'000 千港元	2012 2012年 HK\$'000 千港元	HK\$'000 千港元
RESULTS	業績					
Revenue	收入	9,649,365	11,099,263	14,034,285	14,715,553	11,423,998
Profit before tax	除稅前盈利	337,470	2,070,198	1,984,126	1,536,751	1,498,116
Income tax expense	利得稅支出	(37,111)	(236,893)	(136,147)	(185,302)	(177,098)
Profit for the year/period	年度/期間盈利	300,359	1,833,305	1,847,979	1,351,449	1,321,018
Attributable to:	應佔：					
Owners of the Company	本公司擁有人	302,117	1,833,305	1,847,979	1,351,449	1,321,018
Non-controlling interests	非控股權益	(1,758)	-	-	-	-
		300,359	1,833,305	1,847,979	1,351,449	1,321,018

		At 31 March 於3月31日				At 31 December 2012 於2012年 12月31日
		2009 2009年 HK\$'000 千港元	2010 2010年 HK\$'000 千港元	2011 2011年 HK\$'000 千港元	2012 2012年 HK\$'000 千港元	HK\$'000 千港元
ASSETS, LIABILITIES AND EQUITY	資產、負債及 權益					
Total assets	資產總值	18,676,559	19,710,472	23,074,465	26,741,033	27,608,776
Total liabilities	負債總值	(10,209,714)	(9,559,626)	(10,774,652)	(13,242,820)	(13,010,586)
		8,466,845	10,150,846	12,299,813	13,498,213	14,598,190
Equity attributable to owners of the Company	本公司擁有人 應佔權益	8,466,845	10,150,846	12,299,813	13,498,213	14,598,190
Non-controlling interests	非控股權益	-	-	-	-	-
Total equity	權益總值	8,466,845	10,150,846	12,299,813	13,498,213	14,598,190

BUSINESS REVIEW AND OUTLOOK

Business Review

The Group achieved revenue of HK\$11,424 million for the nine months ended 31 December 2012 and the nine-month net profit was HK\$1,321 million. Benefited from improved economy and rebounded market demand of China, both sales volume and profit margin of the products increased, resulting to a rise of average net profits per ton of 14.6% to HK\$416 from HK\$363 last year.

With gradual recovery of the domestic market and the closure of inferior capacity due to environmental protection issue, the Group considers there is room for the growth of demand in paper industry. The production line of PM17 coated duplex board with annual capacity of 600,000 tons has commenced production in August last year, while the product line of PM18 paper machine at Jiangxi industrial park with annual capacity of 350,000 tons is expected to begin operation before May 2013. It is believed that additional capacities from the above two new paper machines will bring contribution to the Group in the second half year.

As at 31 December 2012, the Group's net gearing ratio was 58%. With currently healthy financial status, the debt level of the Group is considered to be reasonable. As such, the Group repurchased shares from the market month ago and cancelled the shares thereafter. Further repurchase of shares may be conducted if appropriate. The construction of production line of PM19 and PM20 paper machines with annual capacity of 350,000 tons and 300,000 tons at Jiangxi and Chongqing industrial parks is expediting, targeting to commence operation by the end of this year and June 2014 respectively. Given the buoyant development of the light industries in countries such as Vietnam, Myanmar and Laos, the Group will start the construction of its paper machine in Vietnam, and will help to diversify investments.

業務回顧及展望

業務回顧

本集團截至2012年12月31日止9個月之收入為114.24億港元，9個月淨利潤為13.21億港元。受惠於中國經濟改善及市場需求回升，產品銷售量及利潤率均有所增加，期內平均每噸紙淨利潤為416港元，比去年363港元上升14.6%。

隨著內地市場逐漸復甦和因環保淘汰落後產能，集團相信紙業有需求上升空間。年產量60萬噸的PM17塗布白板紙生產線已於去年8月投產。江西的工業園年產量35萬噸的PM18造紙機生產線預期於2013年5月前亦投產。相信新增2台紙機產能將為集團下半年作出貢獻。

於2012年12月31日，集團淨負債率為58%。現時集團財務狀況穩健，負債達至合理水平，所以集團月前於市場回購股份並予以註銷，適當時候回購將繼續進行。江西及重慶工業園分別年產量35萬噸及30萬噸的PM19及PM20造紙機生產線現正加緊建設，預期於年底及二零一四年六月投產。隨著越南、緬甸、老撾等國家的輕工業興起，本集團亦啟動於越南的造紙機項目，以起到投資分散作用。



Outlook

Due to the environmental protection issue, closure of inferior capacity continues in the paper industry of China. In light of it, the Group will conduct on-going and stringent cost control and improve capital management in order to remain competitive in the industry. Depending on the pace of economic development, the Group will also develop new regional plants. Based on the current gearing ratio, the Group plans to add two paper machines with additional capacity of approximately 750,000 tons every year. Such plan will last for four years, until an aggregate production capacity of 10 million tons is realised. After years of consolidations and trainings, the Group has paved a solid foundation, particularly, a strong management structure. As the Chairman of the Company, I have been considering strategic matters in relation to the Company including management succession. I will be proposing that the board of directors and the Nomination Committee of the Company specifically review this issue to ensure the Group continues to be led by an experienced and capable management team so as to maximise return on investments to the shareholders.

On behalf of the Board

Lee Wan Keung Patrick

Chairman

Hong Kong

18 March 2013

展望

國內造紙業因環保問題持續淘汰落後產能，所以集團將繼續嚴控成本及加強資本良好運作，令本集團在紙行業中有競爭力，同時會按經濟發展步伐開拓新地區工廠。以現在的負債水平，本集團計劃每年擴展2台造紙機，產量約75萬噸，為期4年多直至整集團共有產能約為1,000萬噸。經過多年整合和培訓，本集團基礎甚為穩健，尤其是管理層。作為本公司的主席，我一直在考慮公司的策略性事宜包括管理層接班。我將會建議公司的董事局及提名委員會特別檢討這個議題以確保集團持續由有經驗及能幹的管理團隊帶領，務求為股東爭取最大投資回報。

代表董事會

李運強

主席

香港

2013年3月18日



RESULTS OF OPERATION

Revenue and net profit attributable to owners of the Company for the nine months ended 31 December 2012 was HK\$11,424 million and HK\$1,321 million respectively.

Benefited from improved economy and rebounded market demand of China, both sales volume and profit margin of the containerboard increased, resulting to a rise of average net profits per ton of 14.6% to HK\$416 from HK\$363 last year. The basic earnings per share for the period was HK28.17 cents when compared with HK28.82 cents for the year ended 31 March 2012.

DISTRIBUTION AND SELLING EXPENSES

The Group's distribution and selling expenses was HK\$196 million for the nine months ended 31 December 2012 as compared to HK\$236 million for the year ended 31 March 2012. It represented about 1.7% of the revenue for the nine months ended 31 December 2012 and was slightly increased as compared to that of 1.6% for the year ended 31 March 2012.

ADMINISTRATIVE EXPENSES

The Group's administrative expenses was HK\$464 million for the nine months ended 31 December 2012 as compared to HK\$606 million for the year ended 31 March 2012. It represented about 4.1% of the revenue for the nine months ended 31 December 2012 and was comparable to the year ended 31 March 2012.

經營業績

截至2012年12月31日止9個月的收入及本公司擁有人應佔純利分別為114.24億港元及13.21億港元。

受惠於中國經濟改善及市場需求回升，產品銷售量及利潤率均有所增加，期內平均每噸紙淨利潤為416港元，比去年的363港元上升14.6%。本期的每股基本盈利為28.17港仙，去年度則為28.82港仙。

分銷及銷售費用

本集團截至2012年12月31日止9個月的分銷及銷售費用為1.96億港元，而截至2012年3月31日止年度為2.36億港元。截至2012年12月31日止9個月的分銷及銷售費用佔收入約1.7%，較截至2012年3月31日止年度的1.6%有輕微上升。

行政費用

本集團截至2012年12月31日止9個月的行政費用為4.64億港元，而截至2012年3月31日止年度為6.06億港元。截至2012年12月31日止9個月的行政費用佔收入約4.1%，與截至2012年3月31日止年度相若。



FINANCE COSTS

The Group's finance costs was HK\$70 million for the nine months ended 31 December 2012 as compared to HK\$100 million for the year ended 31 March 2012. The average interest rate on bank borrowings of the Group for the period was comparable to the year ended 31 March 2012.

INVENTORIES, DEBTORS' AND CREDITORS' TURNOVER

The inventory turnover of the Group's raw materials and finished products were 73 days and 18 days, respectively, for the nine months ended 31 December 2012 as compared to 80 days and 17 days, respectively, for the year ended 31 March 2012.

The Group's debtors' turnover days were 51 days for the nine months ended 31 December 2012 as compared to 52 days for the year ended 31 March 2012. This is in line with the credit terms of 45 days to 90 days granted by the Group to its customers.

The Group's creditors' turnover days were 69 days for the nine months ended 31 December 2012 as compared to 78 days for the year ended 31 March 2012. The creditors' turnover days were expected to improve going forward given the Group's higher bargaining power in light of the industry consolidation.

財務成本

截至2012年12月31日止9個月，本集團的財務成本為7千萬港元，而於截至2012年3月31日止年度則為1億港元。期內集團的平均銀行借貸利率與截至2012年3月31日止年度相若。

存貨、應收賬款及應付賬款周轉期

本集團於截至2012年12月31日止9個月的原料及製成品存貨周轉期分別為73日及18日，而於截至2012年3月31日止年度則分別為80日及17日。

本集團於截至2012年12月31日止9個月的應收賬款周轉期為51日，而截至2012年3月31日止年度則為52日。此符合本集團給予客戶45日至90日的信貸期。

本集團於截至2012年12月31日止9個月的應付賬款周轉期為69日，而截至2012年3月31日止年度則為78日。由於行業整合關係，本集團將有更佳議價能力，因此預期應付賬款周轉期亦會有所改善。



LIQUIDITY, FINANCIAL RESOURCES AND CAPITAL STRUCTURE

The total shareholders' fund of the Group as at 31 December 2012 was HK\$14,598 million (31 March 2012: HK\$13,498 million). As at 31 December 2012, the Group had current assets of HK\$8,108 million (31 March 2012: HK\$9,130 million) and current liabilities of HK\$7,261 million (31 March 2012: HK\$6,106 million). The current ratio was 1.12 as at 31 December 2012 as compared to 1.50 at 31 March 2012.

The Group generally finances its operations with internally generated cash flow and credit facilities provided by its principal bankers in Hong Kong, Macau and the PRC. As at 31 December 2012, the Group had outstanding bank borrowings of HK\$9,074 million (31 March 2012: HK\$9,559 million). These bank loans were secured by corporate guarantees provided by certain subsidiaries of the Company. As at 31 December 2012, the Group maintained bank balances and cash of HK\$657 million (31 March 2012: HK\$731 million). The Group's net debt-to-equity ratio (total borrowings net of cash and cash equivalents over shareholders' equity) decreased from 0.65 as at 31 March 2012 to 0.58 as at 31 December 2012.

The Group possesses sufficient cash and available banking facilities to meet its commitments and working capital requirements.

The Group's transactions and the monetary assets are principally denominated in Hong Kong dollars, Renminbi, United States dollars or Euro. The Group has not experienced any material difficulties or effects on its operations or liquidity as a result of fluctuations in currency exchange rates during the nine months ended 31 December 2012. The Group has used currency structured instruments, foreign currency borrowings or other means to hedge its foreign currency exposure.

流動資金、財務資源及資本結構

於2012年12月31日，本集團的股東資金總額為145.98億港元(2012年3月31日：134.98億港元)。於2012年12月31日，本集團的流動資產達81.08億港元(2012年3月31日：91.30億港元)，而流動負債則為72.61億港元(2012年3月31日：61.06億港元)。於2012年12月31日的流動比率為1.12，而於2012年3月31日則為1.50。

本集團一般以內部產生的現金流量，以及中港澳主要往來銀行提供的信貸備用額作為業務的營運資金。於2012年12月31日，本集團的未償還銀行貸款為90.74億港元(2012年3月31日：95.59億港元)。該等銀行貸款由本公司若干附屬公司提供的公司擔保作為抵押。於2012年12月31日，本集團持有銀行結餘及現金6.57億港元(2012年3月31日：7.31億港元)。本集團的淨資本負債比率(借貸總額減現金及現金等價物除以股東權益)由2012年3月31日的0.65下降至2012年12月31日的0.58。

本集團具備充裕現金及可供動用的銀行備用額以應付本集團的承擔及營運資金需要。

本集團的交易及貨幣資產主要以港元、人民幣、美元或歐元計值。截至2012年12月31日止9個月內，本集團的營運或流動資金未曾因匯率波動而面臨任何重大困難或影響。本集團採用貨幣結構工具、外幣借貸或其他途徑，作外幣風險對沖之用。



EMPLOYEES

As at 31 December 2012, the Group had a workforce of about 7,700 people. Salaries of employees are maintained at competitive level and are reviewed annually, with close reference to the relevant labour market and economic situation. The Group also provides internal training to staff and provides bonuses based upon staff performance and profits of the Group.

The Group has not experienced any significant problems with its employees or disruption to its operations due to labour disputes nor has it experienced any difficulty in the recruitment and retention of experienced staff. The Group maintains a good relationship with its employees.

僱員

於2012年12月31日，本集團有約7,700名員工。僱員薪酬維持於具競爭力水平，並會每年評估，且密切留意有關勞工市場及經濟市況趨勢。本集團亦為僱員提供內部培訓，並按員工表現及本集團盈利發放花紅。

本集團並無遭遇任何重大僱員問題，亦未曾因勞資糾紛令營運中斷，在招聘及挽留經驗豐富的員工方面亦不曾出現困難。本集團與僱員的關係良好。



CORPORATE GOVERNANCE PRACTICES

The Company is committed to maintaining high standards of corporate governance. The Board of the Company believes that sound and reasonable corporate governance practices are essential for the growth of the Group and for safeguarding and maximising shareholders' interests. During the period under review, the Company has complied with the Code on Corporate Governance Practices (the "Code") as set out in Appendix 14 of the Rules Governing the Listing of Securities ("Listing Rules") on The Stock Exchange of Hong Kong Limited (the "Stock Exchange").

The objectives of the management structures within the Group, headed by the Board and led by the Chairman, are to deliver sustainable value to Shareholders.

The Chairman provides leadership to and oversees the effective functioning of the Board. With support of the Chief Executive Officer and the Company Secretary, the Chairman approves Board meeting agenda, and ensures Directors have proper briefing, and timely receive adequate and reliable information, on all Board matters.

The role of the Chairman is separate from that of the Chief Executive Officer, and different persons hold the separate offices. Chief Executive Officer heads the management and focuses on the day-to-day operations of the Group.

AUDIT COMMITTEE

The Audit Committee has reviewed with management, the Group's consolidated financial statements for the nine months ended 31 December 2012, the accounting principles and practices adopted and discussed auditing, internal controls and financial reporting matters.

DIRECTORS' SECURITIES TRANSACTIONS

The Company has adopted the Model Code for Securities Transactions by Directors of Listed Issuers ("Model Code") as set out in Appendix 10 of the Listing Rules as a code of conduct regarding directors' securities transactions in 2004. All the members of the Board have confirmed, following specific enquiry by the Company that they have complied with the required standard as set out in the Model Code throughout the nine months ended 31 December 2012. The Model Code also applies to other specified senior management of the Group.

企業管治常規

本公司致力保持高水準之企業管治。本公司董事會相信，對本集團增長及對保障及提高股東權益而言，完善及合理的企業管治常規實在不可或缺。本公司於回顧期內一直遵守香港聯合交易所有限公司（「聯交所」）證券上市規則（「上市規則」）附錄14所載之企業管治常規守則（「守則」）。

本集團內管理架構以主席領導的董事會為首，其目標是持續不斷為股東創造價值。

主席負責領導並監督董事會，使其得以有效發揮功能。在首席執行官及公司秘書的支援下，主席批准董事會會議議程，並確保董事獲給予恰當簡報，且及時就一切有關董事會的事宜發放充足可靠的資料。

主席與首席執行官的職務明確劃分，職務由不同人士擔任。首席執行官負責領導管理層，專門負責本集團的日常營運。

審核委員會

審核委員會與管理層已審閱本集團截至2012年12月31日止9個月之綜合財務報表、所採納之會計原則及慣例，並已討論核數、內部監控及財務報告事宜。

董事之證券交易

本公司已於2004年採納上市規則附錄10所載之上市發行人董事進行證券交易的標準守則（「標準守則」）作為董事進行證券交易之行為守則。經本公司向所有董事作出具體查詢後，全體董事皆確認於截至2012年12月31日止9個月已遵守標準守則所載之規定標準。標準守則亦適用於本集團之其他特定高級管理層。



BOARD OF DIRECTORS

Composition and Role

The Board comprises:

Executive directors:

Mr Lee Wan Keung Patrick (*Chairman*)

Mr Lee Man Chun Raymond *BBS JP*

Mr Lee Man Bun *MH*

Mr Kunihiko Kashima

Non-executive directors:

Professor Poon Chung Kwong *GBS JP*

Mr Yoshio Haga (*Vice Chairman*)

Independent Non-executive directors:

Mr Wong Kai Tung Tony

Mr Peter A Davies

Mr Chau Shing Yim David

Mr Lee Man Chun Raymond and Mr Lee Man Bun are the son of Mr Lee Wan Keung Patrick.

During the period, the Board comprises of four executive directors (one of whom is the Chairman), two non-executive directors and three independent non-executive directors. In addition, three of the independent non-executive directors possess appropriate legal, professional accounting qualifications and financial management expertise.

The principal focus of the Board is on the overall strategic development of the Group. The Board also monitors the financial performance and the internal controls of the Group's business operations.

The independent non-executive directors also serve the important function of ensuring and monitoring the basis for an effective corporate governance framework. The Board considers that each independent non-executive director is independent in character and judgment and that they all meet the specific independence criteria as required by the Listing Rules. The Company has received from each independent non-executive director an annual confirmation or confirmation of his independence pursuant to Rule 3.13 of the Listing Rules. The independent non-executive directors are explicitly identified in all of the Company's corporate communications.

董事會

架構及角色

董事會包括：

執行董事：

李運強先生(主席)

李文俊先生銅紫荊星章 太平紳士

李文斌先生榮譽勳章

鹿島久仁彥先生

非執行董事：

潘宗光教授金紫荊星章 太平紳士

芳賀義雄先生(副主席)

獨立非執行董事：

王啟東先生

Peter A Davies先生

周承炎先生

李文俊先生及李文斌先生均為李運強先生之兒子。

期內，董事會包括四位執行董事(其中一位為主席)、兩位非執行董事及三位獨立非執行董事。此外，三位獨立非執行董事分別具適當之法律、專業會計師資格及財務管理經驗。

董事會主要著眼於本集團之整體策略及發展。董事會亦監察本集團經營業務之財務表現及內部監控。

獨立非執行董事亦在確保及監察有效企業管治之架構中擔當非常重要的角色。董事會相信每一位獨立非執行董事均有其獨立性及判斷力，彼等均合乎上市規則規定之特定獨立準則。本公司已接獲各獨立非執行董事根據上市規則第3.13條規定所作出之年度獨立性確認函。而獨立非執行董事均可在本公司所有企業通訊內明確識別。



The Chairman is primarily responsible for drawing up and approving the agenda for each board meeting in consultation with all directors. Notice of at least 14 days have been given to all directors for all regular board meetings and the directors can include matters for discussion in the agenda if necessary. Agenda and accompanying board papers in respect of regular board meetings are sent out in full to all directors within reasonable time before the meeting. Draft minutes of all board meetings are circulated to directors for comment within a reasonable time prior to confirmation.

Minutes of board meetings and meetings of board committees are kept by duly appointed secretaries of the respective meetings and all directors have access to board papers and related materials, and are provided with adequate information on a timely manner, which enable the Board to make an informed decision on matters placed before it.

During the period, full board meetings were held and the individual attendance of each director is set out below:

主席經徵詢全體董事，首要負責草擬及審批每次董事會會議之議程。開會通知最少於常務會議十四天前發送予各董事，如需要，董事可要求在議程內加插討論事項。召開常務會議時，一套完整議程連同開會文件會在開會前之合理時間內發送予各董事。草擬的會議紀錄亦會於合理時間內送交各董事省閱，方予確認。

董事會及董事委員會之會議紀錄由相關會議所委任之秘書保存，所有董事均有權查閱董事會文件及相關資料及適時地獲提供足夠資料，使董事會可於決策事項前作出有根據的判斷。

期內，已召開全體董事會，各董事出席情況詳列如下：

Name of director	董事姓名	Number of meetings attended/Total 出席會議／會議總次數
Mr Lee Wan Keung Patrick	李運強先生	4/5
Mr Lee Man Chun Raymond <i>BBS JP</i>	李文俊先生 銅紫荊星章 太平紳士	5/5
Mr Lee Man Bun <i>MH</i>	李文斌先生 榮譽勳章	5/5
Mr Kunihiko Kashima	鹿島久仁彥先生	4/5
Professor Poon Chung Kwong <i>GBS JP</i>	潘宗光教授 金紫荊星章 太平紳士	5/5
Mr Yoshio Haga	芳賀義雄先生	4/5
Mr Wong Kai Tung Tony	王啟東先生	5/5
Mr Peter A Davies	Peter A Davies先生	5/5
Mr Chau Shing Yim David	周承炎先生	5/5



Each newly appointed director receives formal, comprehensive and tailored induction on the first occasion of his/her appointment to ensure proper understanding of the business and operations of the Company and full awareness of director's responsibilities and obligations under the Listing Rules and relevant statutory requirements.

每位新委任董事均於首次接受委任時獲得正式、全面及專門為其設計之入職培訓，以確保該董事對本公司之業務及運作均有適當之理解，並充分知悉彼於上市規則及相關監管規定下之責任及義務。

The directors acknowledge the need to continue to develop and refresh their knowledge and skills for making contributions to the Company. The participation by individual directors in the continuous professional development programme with appropriate emphasis on the roles, functions and duties of a director of a listed company in 2012 is recorded in the table below.

董事確認要持續發展並更新本身知識及技能方可為本公司作出貢獻。下表概列各董事於2012年就適切着重上市公司董事之角色、職能及職責之持續專業發展計劃之參與記錄。

Name of director	董事姓名	Attending external	
		Reading regulatory updates 閱讀監管規定更新資料	seminars/ programmes 參與外界機構舉辦研討會/活動
Executive directors	執行董事		
Mr Lee Wan Keung Patrick	李運強先生	✓	✓
Mr Lee Man Chun Raymond <i>BBS JP</i>	李文俊先生 銅紫荊星章 太平紳士	✓	✓
Mr Lee Man Bun <i>MH</i>	李文斌先生 榮譽勳章	✓	✓
Mr Kunihiko Kashima	鹿島久仁彥先生	✓	✓
Non-executive directors	非執行董事		
Professor Poon Chung Kwong <i>GBS JP</i>	潘宗光教授 金紫荊星章 太平紳士	✓	✓
Mr Yoshio Haga	芳賀義雄先生	✓	✓
Independent non-executive directors	獨立非執行董事		
Mr Wong Kai Tung Tony	王啟東先生	✓	✓
Mr Peter A Davies	Peter A Davies先生	✓	✓
Mr Chau Shing Yim David	周承炎先生	✓	✓



AUDIT COMMITTEE

The Audit Committee was established in 2003 and its current members include:

Mr Chau Shing Yim David (*Chairman*)
Mr Wong Kai Tung Tony
Mr Peter A Davies
Mr Yoshio Haga

The Board considers that each Audit Committee member has broad commercial experience and there is a suitable mix of expertise in legal, business and accounting on the Audit Committee. The composition and members of the Audit Committee complies with the requirements under Rule 3.21 of the Listing Rules. The written terms of reference which describe the authority and duties of the Audit Committee were approved and adopted on 28 March 2012 to conform to the provisions of the Code and the Listing Rules, a copy of which is posted on the Company's website.

The Audit Committee meets regularly to review the Group's financial reporting and other information to shareholders, the system of internal controls, risk management and the effectiveness and objectivity of the audit process. The Audit Committee also provides an important link between the Board and the Company's auditors in matters coming within the scope of its terms of reference and keeps under review the independence and objectivity of the auditors.

The Audit Committee has reviewed with the management the accounting principles and practices adopted by the Group and discussed internal controls and financial reporting matters including a review of the accounts for the nine months ended 31 December 2012.

審核委員會

審核委員會於2003年成立，現時成員包括：

周承炎先生(主席)
王啟東先生
Peter A Davies先生
芳賀義雄先生

董事會認為各審核委員會成員均具備廣泛營商經驗，審核委員會當中兼備合適之法律、商業及會計專業。審核委員會之架構及成員符合上市規則第3.21條之規定。為符合守則條文及上市規則，描述審核委員會權限及職責之職權範圍已於2012年3月28日批准及被採納，職權範圍全文已刊載於本公司網頁內。

審核委員會定期開會以檢討本集團之財務匯報及給予股東之其他資料、內部監控系統、風險管理及審核過程之有效性及效能。審核委員會並為董事會及公司核數師之間之重要橋樑，在其職權範圍內持續檢討核數師之獨立性及效能。

審核委員會已與管理層檢討本集團所採納之會計原則及慣例，並已就內部監控及財務匯報等事項進行討論，其中包括審閱截止2012年12月31日止9個月的會計賬目。



During the period, three Audit Committee meetings were held and the individual attendance of each member is set out below:

期內，共召開三次審核委員會會議，個別成員的出席情況詳列如下：

Name of member	成員姓名	Number of attendance	出席次數
Mr Chau Shing Yim David	周承炎先生	3/3	3/3
Mr Wong Kai Tung Tony	王啟東先生	3/3	3/3
Mr Peter A Davies	Peter A Davies 先生	3/3	3/3
Mr Yoshio Haga	芳賀義雄先生	1/3	1/3

REMUNERATION COMMITTEE

The Remuneration Committee was established in 2005 and the current members include:

Mr Chau Shing Yim David (*Chairman*)
 Mr Wong Kai Tung Tony
 Mr Peter A Davies
 Mr Kunihiko Kashima

薪酬委員會

薪酬委員會於2005年成立，現時成員包括：

周承炎先生(主席)
 王啟東先生
 Peter A Davies先生
 鹿島久仁彥先生

The Remuneration Committee has adopted the approach under paragraph B.1.2(c)(ii) of the Code and advises and makes recommendations to the Board on the Group's overall policy and structure for the remuneration of directors and senior management. The Remuneration Committee ensures that no director or any of his associate is involved in deciding his own remuneration. The terms of reference of the Remuneration Committee were approved and adopted on 28 March 2012 to conform to the provisions of the Code, a copy of which is posted on the Company's website.

薪酬委員會已採納守則規條之B.1.2(c)(ii)，向董事會就本集團董事及高級管理層之薪酬之整體政策及架構作出建議。薪酬委員會確保概無董事或其任何聯繫人參與釐定其本身之薪酬。為符合守則條文，薪酬委員會的職權範圍已於2012年3月28日批准及被採納，並已刊載於本公司網頁內。

In determining the emolument payable to directors, the Remuneration Committee takes into consideration factors such as salaries paid by comparable companies, time commitment and responsibilities of the directors, employment conditions elsewhere in the Group and the desirability of performance-based remuneration.

在釐定應付予董事之酬金時，薪酬委員會乃考慮各項因素，包括同業薪金水平，董事所奉獻之時間及其職責，集團內部的僱傭情況及與表現掛鈎之酬金。



The Remuneration Committee meets regularly to determine the policy for the remuneration of directors and assess performance of executive directors and certain senior management. One Remuneration Committee meeting was held during the period and all members have attended in the meeting.

NOMINATION COMMITTEE

The Nomination Committee was established on 28 March 2012 and meetings have not yet been held during the period.

The Nomination Committee comprises five members include:

Mr Lee Wan Keung Patrick (*Chairman*)
Mr Kunihiro Kashima
Mr Chau Shing Yim David
Mr Wong Kai Tung Tony
Mr Peter A Davies

The principal duties of the Nomination Committee include reviewing the Board composition, developing and formulating relevant procedures for nomination and appointment of directors, making recommendations to the Board on the appointment and succession planning of directors, and assessing the independence of the independent non-executive directors.

The Nomination Committee reviewed the structure, size and composition of the Board to ensure that it has a balance of expertise, skills and experience appropriate for the requirements of the business of the Company.

In accordance with the Articles of Association, Mr Kunihiro Kashima, Professor Poon Chung Kwong and Mr Yoshio Haga, shall retire by rotation and being eligible, offer themselves for re-election at the next forthcoming annual general meeting.

The Nomination Committee recommended the re-appointment of the directors standing for re-election at the next forthcoming annual general meeting of the Company.

薪酬委員會定期開會以釐定董事之酬金政策及評估執行董事及若干高級管理層之表現。期內召開會議一次，所有成員均有出席會議。

提名委員會

提名委員會於2012年3月28日成立，期內並未有會議舉行。

提名委員會包括五位成員：

李運強先生(主席)
鹿島久仁彥先生
周承炎先生
王啟東先生
Peter A Davies先生

提名委員會主要負責考慮及提名合適人選成為董事會成員，並負責定期檢討董事會構成，及制訂提名及委任董事之有關程序，就董事之委任及繼任計劃向董事會提供推薦意見，以及評估獨立非執行董事之獨立性。

提名委員會已檢討董事會目前之架構、規模及構成，以保證各董事具有適合本公司業務要求的均衡知識、技能及經驗。

根據組織章程細則，鹿島久仁彥先生、潘宗光教授及芳賀義雄先生將於應屆股東週年大會上輪值告退，惟符合資格並願意膺選連任。

提名委員會建議重新委任願意於本公司應屆股東週年大會上膺選連任之董事。



EXTERNAL AUDITOR

For the nine months ended 31 December 2012, the fee payable to the Company's external auditor in respect of audit and non-audit services provided to the Company and its subsidiaries is set out below:

		HK\$'000 千港元
Audit Service	審核服務	5,214
Non-audit services (included tax matters, review and other reporting services)	非審核服務(包括稅務事項、審閱及其他申報服務)	365
		5,579

INTERNAL CONTROLS

The Board has overall responsibility for the system of internal controls of the Group and for reviewing its effectiveness. The Board is committed to implementing an effective and sound internal controls system to safeguard the interest of shareholders and the Group's assets. The Board has delegated to executive management the implementation of the system of internal controls and reviewing of all relevant financial, operational, compliance controls and risk management function within an established framework.

DIRECTORS' RESPONSIBILITY STATEMENT

The directors are responsible for the preparation of accounts for each financial period which gives a true and fair view of the state of affairs of the Group and of the results and cash flow for that period. In preparing the accounts for the nine months ended 31 December 2012, the directors have selected suitable accounting policies and applied them consistently; adopted appropriate Hong Kong Financial Reporting Standards and Hong Kong Accounting Standards; made adjustments and estimates that are prudent and reasonable; and have prepared the accounts on the going concern basis. The directors are also responsible for keeping proper accounting records which disclose with reasonable accuracy at any time the financial position of the Group.

外聘核數師

於截止2012年12月31日止9個月，就本公司及其附屬公司獲提供的審核及非審核服務向本公司外聘核數師應付的費用載列如下：

		HK\$'000 千港元
Audit Service	審核服務	5,214
Non-audit services (included tax matters, review and other reporting services)	非審核服務(包括稅務事項、審閱及其他申報服務)	365
		5,579

內部監控

董事會全面負責本集團之內部監控系統及檢討其有效性。董事會致力實行有效及完善之內部監控系統以保障股東利益及本集團資產。董事會已指派執行管理層在設定之範疇內實行內部監控系統及檢討所有相關財政、營運、遵守法則監控及風險管理功能。

董事的職責

董事須負責編製各財政期間能真實與公正地反映本集團之財政狀況及該期間之業績及現金流量之賬目。在編製截止2012年12月31日止9個月之賬目時，董事已貫徹採用合適之會計政策，採納合適的香港財務報告準則及香港會計準則，作出審慎及合理的調整及評估，及在持續經營基礎上編製。董事並須負責保存適當之會計紀錄，以能合理準確地披露本集團任何時候之財務狀況。



INVESTOR RELATIONS AND COMMUNICATION

The Board is committed to providing clear and full information about the Group's performance to shareholders through the publication of interim results and annual results in a timely manner. In addition to dispatching circulars, notices and financial reports to shareholders, additional information is also available to shareholders on the website of the Company.

The annual general meeting provides a useful forum for shareholders to raise comments and exchange views with the Board. Shareholders are encouraged to attend annual general meetings for which the Company gives at least 21 days' notice. The Chairman and Directors and external auditors are available to answer questions on the Company's businesses at the meeting.

Separate resolutions are proposed at the general meetings on each substantially separate issue, including the election of individual directors. In addition, procedures for demanding a poll are included in the circular to shareholders dispatched together with the annual report.

SHAREHOLDERS' RIGHTS

To safeguard shareholders' interests and rights, a separate resolution is proposed for each substantially separate issue at shareholder meetings, including the election of individual directors.

All resolutions put forward at shareholder meetings will be voted on by poll pursuant to the Listing Rules and poll results will be posted on the websites of the Company and of the Stock Exchange after each shareholder meeting.

Shareholder(s) holding not less than one-tenth of the paid up capital of the Company can make a written requisition to the Board or the Company secretary to convene an extraordinary general meeting pursuant to article 58 of the Company's articles of association. The written requisition must state the objects of the meeting, and must be signed by the relevant shareholder(s) and deposited at the registered office of the Company, which is presently situated at 5/F., Liven House, 61-63 King Yip Street, Kwun Tong, Kowloon, Hong Kong.

與投資者交流及溝通

董事會致力透過刊發中期業績及年度業績，適時地將本集團之表現清晰及全面地提供予股東。除發送通函、通告及財務報告予股東，股東亦可透過本公司網頁獲取額外資訊。

股東週年大會提供一個良好的平台讓股東向董事會發表及交流意見。本公司發出不少於21天之通告以鼓勵股東出席股東週年大會。主席、董事及外聘核數師均會列席會議以便回答本公司業務上之提問。

各重大獨立事項(包括個別董事之選任)均會於股東週年大會上單獨提呈決議案。此外，載有投票表決程序之通函與年報會一併寄發予股東。

股東權利

為保障股東權益及權利，包括選舉各董事在內之各項重大事宜均會於股東大會上提呈獨立決議案。

股東大會上提呈之所有決議案將根據上市規則投票表決，投票結果將於股東大會結束後於本公司及聯交所網頁公布。

根據本公司組織章程細則第58條，持有不少於本公司已繳足股本十分之一的股東可提出書面請求予董事會或公司秘書要求召開股東特別大會。該書面請求須列明會議的目的，並由有關股東簽署及遞交至本公司的註冊辦事處，現時地址為香港九龍觀塘敬業街61-63號利維大廈5字樓。



There are no provisions under the Company's articles of association or the Companies Law, Cap 22 (Law 3 of 1961, as consolidated and revised) of the Cayman Islands regarding procedures for Shareholders to put forward proposals at general meetings other than a proposal of a person for election as director. Shareholders may follow the procedures set out above to convene an extraordinary general meeting for any business specified in such written requisition.

Shareholders may also make enquiries with the Board at the general meetings of the Company.

根據本公司組織章程細則或開曼群島第22章公司法(1961年第3號法案, 綜合及經修訂), 概無條文涉及股東在股東大會提出建議的程序(除提名候選董事的建議)。股東可根據上述程序召開股東特別大會以處理其於書面請求提出的事宜。

股東亦可在本公司之股東大會上向董事會作出查詢。



ENVIRONMENTAL PROTECTION

Over the years, the Group has been fully committed to environmental protection. The management implemented various measures and controls to ensure that our duties to the environment have been fulfilled. Our production plants are built in compliance with all the international environment management standards and we have employed the most effective form of technology to ensure the Group to be one of the most environmentally friendly companies in the world. To ensure all the measures are carried out properly, the management has set up an Environmental Protection Division personally led by the Chief Executive Officer and a team of qualified professionals. Periodic internal control meetings are held to review the environmental issues in the production plants, to update any environmental laws and regulations and to make valuable suggestions and recommendations for improvement. In the next five years, the Environmental Protection Division will put more effort to ensure high environmental standards are persistently met in the key areas of production process, waste water treatment, water and energy consumption and emission control.

Environmentally-Friendly Production Process

The Group's advanced production machines are designed to enable high usage of recovered paper during the production process. One of the Group's long term objectives is to increase the usage of waste paper and to decrease the usage of virgin pulp. Currently, our paper is produced at 97% recycling rate (i.e. 97% of paper fibers are recyclable materials) and we have one of the highest recycling rates among all containerboard manufacturers globally. To ensure a stable supply of recovered paper, we have several sourcing teams globally and we have also sponsored a number of partners in China to collect waste paper, which not only create jobs locally but also make the surrounding area more environmentally friendly.

環境保護

過去數年，集團一直致力環境保護，並採取多項適用的措施及監控方法確保已履行對保護環境的責任。集團廠房乃根據國際環境管理標準建造，且運用最有效的科技以確保集團成為全球最符合環保原則的公司之一。為保證措施確實執行，管理層成立了環保小組，由首席執行官親自帶領，小組成員乃合資格專材。小組定期召開內部監控會議，旨在審閱有關廠房內的環保事項，通知各成員任何環保法律及規定的更新條文及對需要作出改善的地方提供適當意見及建議。未來5年，環保小組將投放更多時間在環保生產過程、廢水處理、耗水量、能源耗用量及排放監控等主要範疇，確保可持續達到高環保標準。

環保生產過程

集團生產機器設計先進，可在造紙生產過程中使用大量廢紙作為原料。本集團長遠目標之一是增加廢紙用量以減少原木漿使用量。現時，集團生產紙張的廢紙使用率達97%（即97%原材料為可循環再用的紙張纖維），乃全球箱板原紙生產商中最高循環再用率的企業之一。為確保廢紙供應穩定，集團於全球設有多個採購隊伍，並資助一些國內商業夥伴回收當地的廢紙，一方面可以創造就業機會，另一方面可以更加環保。



Water Consumption and Waste Water Treatment Plant

Water consumption is highly dependent on the effectiveness of the wastewater treatment processes and the amount of global change water reclaimed in the production process. To minimise water pollution in the production process, the Group currently employs the world's most effective wastewater treatment technology for paper industries, namely a two stage anaerobic/aerobic bio-treatment and a flotation process, which results in wastewater discharged at its highest standards set by the national environment bureau. More importantly, by recycling wastewater in our production process, we reduce significantly the water consumption.

Energy Consumption

Another long term objective of the Group in environmental protection is to reduce the energy consumption. The Group has arranged to replace high energy consumption motors batch by batch to frequency controlled type. Investment will usually be paid back in about 3 years, and after that even more remarkable savings in energy and cost will be achieved. In addition, we make use of the methane generated in the anaerobic treatment of waste water and some solid waste to help combustion in the coal-fired power plants and save fuel consumption. Better management is another important element in generating power more efficiently and consume less energy in the paper making process. Currently, we operate at 0.40 ton of standard coal per ton of paper produced and our target is to reduce to less than 0.37 ton of standard coal per ton of paper produced in the next five years. This level is substantially less than the national average of 0.68 ton of standard coal per ton of paper produced.

Emission Control

We focus on continuous reducing energy consumption that leads to less coal consumption and less emission. All our coal-fired power plants are installed with dust filtration and desulphurization equipment and the discharge emission is always monitored on-line, ensuring that the quality of emission meets the national regulatory requirements. Moreover, we have set up the more effective Wet Scrubbing desulphurization system in Guangdong and Jiangsu plants which can further reduce sulphur dioxide emission to about 100mg/m³ which is well below the national standard of 400mg/m³.

耗水量及廢水處理廠

耗水量的多少取決於廢水處理工藝的效率及在生產過程對循環水的回收使用。為減低生產過程中對水源的污染，集團引進全球造紙工業最有效的廢水處理技術－厭氧／好氧兩級生化處理及氣浮處理工序，令廢水排放優於國家環保局最高排放標準。更重要的是，於造紙過程中產生的廢水可循環再用，大大減低耗水量。

能源耗用量

集團在環保方面另一長遠目標為節約能源。為此，集團已在分階段進行把一些大能耗的電動機改造為變頻控制，改造費用一般在3年內能收回，並在其後帶來可觀的節能效應及減省成本。另外，回收在厭氧性細菌處理廢水過程中產生的甲烷及部分固體廢物可以幫助燃煤鍋爐節省耗煤量。此外，良好的管理為另一重要元素，令發電更加有效率及在造紙生產過程中減低能耗。現時，集團每生產一噸紙耗用0.40噸標煤，集團的目標是在未來5年內做到每生產一噸紙只耗用少於0.37噸標煤，相比國家每生產一噸紙耗用0.68噸標煤平均數大幅度為低。

廢氣排放監控

集團透過不斷節約能源，減少耗煤量也同時減少廢氣排放，從源頭上達到減排。此外，集團的每個燃煤發電廠均設有高效的煙塵過濾及脫硫設施，並透過在線監察設備實時監測排放廢氣的質量，確保完全符合國家規定要求。集團在廣東和江蘇的廠房還建設有更高效率的濕法脫硫設施，進一步把二氧化硫排放量降至每立方米約100毫克，遠低於國家標準的每立方米400毫克。



HUMAN RESOURCES STRATEGY

At Lee & Man Paper, we believe that our staff are the most important resources and their well-being, growth and performance are tied tightly to the group's success. To create a pleasant working and living environment, the Group has carried out various actions to review and improve policies and facilities continuously. Moreover, the Group also pays high concern on its staff's career development. Through a carefully designed internal training system and continuous effort in identifying potential talents, the Group aims to help its staff develop multi-skills capability, enrich knowledge, and craft a career path that can unleash their potentials and elevate their values to satisfy their growth needs and to better align with the Group's strategy and growth.

Caring Our Staff

With staff well-being as one of our core values in managing human resources, Lee & Man Paper is committed to providing employees with pleasant work environment and rich personal lives. We believe that only through building a satisfied and committed workforce we can, as a team, achieve sustainable development and success. Our management is open to listen to our staff's voice and suggestions.

The Group always reviews and improves catering, residence and recreational facilities and services to provide a pleasant living environment to the staff. The Group also devotes lots of effort in organising cultural events and recreational activities to enrich the lives of its staff and their families. Being in the Lee & Man Paper big family, we have set up a financial aid scheme helping staff and their families directly during the rough time such as sicknesses and accidents.

人力資源策略

理文造紙相信，員工乃公司最重要的資產，員工的健康、成長及表現與集團的成功密切相關。為建立一個舒適的工作及生活環境，集團會一直致力改善政策及設施。此外，集團亦非常注意員工的工作發展前景。透過精心設計的內部培訓計劃及不斷發掘有潛質的人材，集團期望可以提升員工的工作知識及培養員工發展多方面技能，令他們可以盡情發揮所長，自我增值，配合集團的整體策略一起成長。

關懷員工

關懷員工乃人力資源管理的重要一環，理文造紙一直致力為員工提供優質的工作環境及豐富的生活。我們相信只有建立一個肯承擔的團隊才能不斷發展，邁向成功之路。集團管理層對於員工的意見及建議持開放態度。

集團不時檢討及改善膳食、住宿環境、娛樂設施及服務，為員工提供舒適的生活環境。集團亦定期舉辦文娛康樂活動，讓員工及其家屬有一個豐富的業餘生活。生活在理文造紙大家庭裏，當員工及其家屬遇到危疾或意外等，集團設立的福利基金會直接給予援助，幫助他們渡過困境。



Career Development

As Lee & Man Paper understands that the growth of its staff equals the growth of the Group, we pay great attention in helping staff to acquire new skills and knowledge to better fit with the Group's strategy. To meet with the global trend for multi-skills talent and to encourage lifelong learning, every year the Group has organised a series of internal training programs as well as subsidising staff to study further. With the Lee & Man Paper's performance management system, together with the Group's continuous effort in identifying talents, capable staff are selected to enter our management trainee programme global changes that aims to set new heights to their career path. The Group has also sent students to Guangzhou's South China University of Technology for a two-year diploma course on paper making technology that are fully funded by the Group and students are placed into various positions after graduation.

AWARDS AND CERTIFICATIONS

Lee & Man Paper has always been committed to being a model enterprise with a keen sense of social responsibility, consecutively received government environmental protection awards and accolades, gaining the recognition and endorsement from the community. To demonstrate our past efforts in protecting the environment, all of our existing plants in Hongmei, Jiangsu, Huangyong and Chongqing have been awarded the ISO14001 certification for environmental management. Our plants in Hongmei and Huangyong were awarded the GB/T233331-2009 certification for energy management system in February 2013. In addition, our plants have also been granted the ISO9001 certification for quality management and Chain of Custody Certificate by Forest Stewardship Council (FSC-COC), it proved that we have been committed to the exploration of mutual development between paper making and protecting the forests. In November 2009, we were awarded the Hong Kong-Guangdong Cleaner Production Partner (Manufacturing). Since 2009, the Group is certified as the "Top 10 Enterprises of Paper Industry in China light Industries" by China Paper Association for 3 years. The Group was rated "Environmentally Friendly Enterprise" in 2011 and "National Light Industry Information and Industrialization In-depth Integration demonstration Enterprise" in 2012. Nowadays, our Hongmei, Jiangsu

在職發展機會

理文造紙深知員工及公司的成長同樣重要，所以集團非常注重培養員工學習新技能以配合集團發展策略。擁有多方面技能的人材乃大勢所趨，為鼓勵終身學習，集團每年都舉辦一系列內部培訓課程及資助員工繼續進修。集團不時根據員工表現，挑選有潛質及有能力的員工，接受管理培訓課程，給予員工晉升機會。集團亦會選派學生到廣州華南理工大學修讀為期兩年的造紙技術文憑課程，所有費用由集團資助，學生畢業後將安排到集團擔任不同職位的工作。

獎項及認證

理文造紙一向致力做個有高度社會責任的模範企業，屢次獲得政府環保獎項及獎勵，得到社會各界的認可和肯定。集團現時所有運作中的廠房包括洪梅、江蘇、潢涌及重慶廠房均已取得ISO14001環境管理國際認證，證明集團過去對環保作出的努力。2013年2月，洪梅及潢涌工廠均取得GB/T233331-2009「能源管理體系」認證。此外，集團廠房亦取得ISO9001質量管理認證和森林認證系統產銷監管鏈認證(FSC-COC)，證明集團對於維護森林的可持續經營的重視。2009年11月，集團獲頒粵港清潔生產伙伴(製造業)；集團自2009年，連續3年獲中國造紙協會評為「中國輕工業造紙行業十強企業」；2011年，集團獲評「環境友好企業」；2012年，集團獲評「全國輕工業資訊化和工業化深度融合示範企業」。現時，洪梅、江蘇及潢涌廠房分別獲得其所屬省政府頒發高新技術企業、清潔生產企業、造紙行業勞動關係和諧企業等一系列榮譽稱號；洪梅廠



and Huangyong plants have been accredited as High and New Technology Enterprises, Cleaner Production Enterprise, Harmonious Labour Relations Enterprise in paper industry by the respective province. Besides, Hongmei plant has been recognised by Guangdong Province as Provincial-level Enterprise Technology Centre, it fully embodies our investment in research and development and technology. Hongmei plant has been awarded the honour of “Guangdong Province Employer Responsibility Demonstration Enterprise” and “Advanced Energy Conservation Unit” etc. Our Chongqing plant has been accredited as Ecological Improvement and Environmental Protection, “Top 10 Strong Business Enterprises” and “Top 10 Enterprise of Excellent Economic & Export Performance” by Chongqing City.

To provide a safety working place is very crucial to us. Our Hongmei, Jiangsu and Huangyong plants were granted with OHSAS 18001 certification for Occupational Health & Safety, demonstrating our commitment in caring about employee safety and quality of working environment. The certifications ensure that we have taken various measures to improve efficiency of internal operations and consequently reduce accidents, danger and downtime as well as ensuring our compliance with current legal requirements.

Furthermore, our plants in Hongmei, Jiangsu and Huangyong have also been awarded IECQ QC080000 certification for Hazardous Substance Process Management. This certification provides confidence to our customers that our products are compliant, and that do not contain prohibited substances.

Over the years Lee & Man Paper have made numerous donations and we have received many awards from governmental authorities to confirm our past contribution towards the industry and the society as a whole.

房還取得了廣東省級企業技術中心稱號，充分體現了集團強大的研發與技術能力；洪梅廠房還獲得了「廣東省僱主責任示範企業」以及「節能先進單位」等榮譽；重慶廠房亦獲得重慶市頒發為環境保護先進單位，「工業十強企業」及「外經貿十強企業」等榮譽。

安全的工作環境於集團至為重要。集團非常關注員工的安全及工作環境質素，洪梅、江蘇及潢涌廠房已分別取得OHSAS 18001職業健康及安全認證，證明廠房已採取有效措施改善內部運作效率，旨在減少意外發生、危險物及停工工期，同時確保符合現行相關法律規定。

此外，洪梅、江蘇及潢涌廠房亦取得IECQ QC080000有害物質過程管理認證。此認證可以大大提高客戶對集團的信心，證明集團的產品是合規生產，並無含有被禁的有害物質。

理文造紙歷年來多次參與多項慈善捐獻，屢獲政府機構表揚集團對造紙行業及整體社會所作出的貢獻。



EXECUTIVE DIRECTORS

Mr Lee Wan Keung Patrick, aged 69, Chairman of the Company and founder of the Group, is in charge of senior staff recruitment, staff management, corporate strategy, building construction and public relations for the Group in the PRC. He has over 49 years of experience in manufacturing and international trade. Mr Lee is the former standing member of the Political Consultative Committee of Guangdong Province and former chairman of Hong Kong Hainan Commercial Association. He is now the Hon President Forever of the Hong Kong Federation of Hainan Community Organizations Limited and the honorary principal of the Qionghai Jiaji Secondary School and Hainan Guoxing Secondary School. He has also been awarded honorary citizenship of Dongguan. He was conferred the Degree of Doctor in Business Administration, honoris causa, by Lingnan University in October 2011.

Mr Lee Man Chun Raymond, aged 42, CPPCC National Committee, BBS JP, Chief Executive Officer, as well as founder of the Group, is primarily in charge of corporate planning, investment projects and acquisition of heavy production machines. Mr Lee has over 19 years of experience in operation paper manufacturing, professional formula of paper making and product development. Mr Lee holds a Bachelor's Degree in Applied Science from the University of British Columbia in Canada. He is currently involved in a number of public engagements and has been awarded honorary citizenship of Dongguan and reputational citizenship of Changshu. Mr Lee was the "Young Industrialist Award of Hong Kong 2002" and "2003 Hong Kong Ten Outstanding Young Persons Selection Awardees". In 2011, Mr Lee was appointed as Vice President of China Paper Association. He is appointed as Fourth President (July 2012 to June 2013) of Centum Charitas Foundation. He is an independent non-executive director of the listed company, Bossini International Holdings Limited. He is the eldest son of Mr Lee Wan Keung Patrick, the Chairman of the Company.

執行董事

李運強先生，69歲，本公司主席及本集團創辦人，負責高級職員任聘、管理、參與制定本集團之策略、基建工程及維繫與中國相關政府機構關係。李先生擁有逾49年製造業及國際貿易經驗。彼為前廣東省政協常委及前海南商會會長，現任香港海南社團總會永遠名譽會長、海南省嘉積中學榮譽校長及海南省國興中學名譽校長，並為東莞市榮譽市民。於2011年10月，李先生獲嶺南大學頒授榮譽工商管理學博士學位。

李文俊先生，42歲，全國政協委員，銅紫荊星章 太平紳士，本公司首席執行官，亦為本集團創辦人，負責本集團整體策劃、投資項目及重型機器購置。李先生在造紙業擁有逾19年營運經驗，對造紙業的專業程式及產品開發擁有豐富經驗。李先生持有加拿大英屬哥倫比亞大學應用科學學士學位。彼現擔任多項公職，並獲頒授東莞市及常熟市榮譽市民。李先生獲頒為「2002香港青年工業家」及「2003年香港十大傑出青年」。於2011年，李先生獲邀出任中國造紙協會副理事長一職。彼亦獲邀出任百仁基金第四屆主席（2012年7月至2013年6月）。彼亦為上市公司堡獅龍國際集團有限公司獨立非執行董事。李先生為本公司主席李運強先生之長子。



EXECUTIVE DIRECTORS (CONTINUED)

Mr Lee Man Bun, aged 32, the member of the Political Consultative Committee of Guangdong Province, MH, the Committee Member of Social Welfare Advisory Committee and also the Advisory Committee of The Enhancing Self-Reliance Through District Partnership Programme, Executive Director and General Manager of the Group, is responsible for production management, sales, daily operation, research & development, repair and maintenance of production machines and factory staff management etc. Mr Lee holds a bachelor's degree of Applied Science in Chemical Engineering from the University of British Columbia in Canada. He is the youngest son of Mr Lee Wan Keung Patrick, the Chairman of the Company.

Mr Kashima Kunihiko, aged 53, an Executive Director of the Company. He was the General Manager of corporate planning at Nippon Paper Group Inc, ("Nippon Paper", the shares of which are listed on the Tokyo Stock Exchange, Osaka Securities Exchange and Nagoya Stock Exchange) and has over 30 years of experience in corporate planning, human resources, and accounting and finance in the paper industry. He has experience in various roles within Nippon Paper, including corporate planning, human resources, and accounting and finance. He has been involved in most major merger and acquisition transactions and post merger restructuring projects within the Nippon Paper, including the merger between Jujo Paper Co Ltd and Sanyo Kokusaku Pulp Co Ltd, the merger between Jujo Paper Co Ltd and Daishowa Paper Manufacturing Co Ltd, the acquisition of Australian Paper by Nippon Paper and the business collaboration with the Company.

執行董事(續)

李文斌先生，32歲，廣東省政協委員，榮譽勳章，社會福利諮詢委員及伙伴倡自強社區協作計劃諮詢委員，本公司董事總經理，負責生產管理、銷售、日常運作、品質改進、機械維修和工廠員工管理等，彼持有加拿大英屬哥倫比亞大學應用科學化學工程學士學位。李先生為本公司主席李運強先生之幼子。

鹿島久仁彥先生，53歲，本公司執行董事。彼曾擔任日本製紙集團(「日本製紙」，其股份於東京證券交易所、大阪證券交易所及名古屋證券交易所上市)企劃本部經營企劃部長，在造紙業界擁有逾30年企劃部、人力資源部及會計及財務等工作經驗。彼有日本製紙多個職務經驗，包括企劃部、人力資源部及會計及財務。彼亦曾參與多項日本製紙重大合併及收購交易及合併後重組項目，包括Jujo Paper Co Ltd與Sanyo Kokusaku Pulp Co Ltd的合併、Jujo Paper Co Ltd與Daishowa Paper Manufacturing Co Ltd的合併、日本製紙收購Australian Paper及與本公司之商業合作。



NON-EXECUTIVE DIRECTORS

Professor Poon Chung Kwong, aged 73, GBS JP, a Non-executive Director of the Company, is the Chairman of Virya Foundation Limited (a registered non-profit charitable organisation) and the President Emeritus of the Hong Kong Polytechnic University. He devoted 40 years of his life to advancing university education in Hong Kong before he retired in January 2009 from his 18-year presidency at the Hong Kong Polytechnic University. He was appointed a Non-official Justice of the Peace (JP) in 1989, received the OBE in 1991, the Gold Bauhinia Star (GBS) in 2002, "Leader of the Year Awards 2008 (Education)" and the Honorary Degree of Doctor of Humanity from The Hong Kong Polytechnic University in 2009. In addition Professor Poon was appointed as a member of the Legislative Council (1985-1991) and a member of the National Committee of the Chinese People's Political Consultative Conference (1998-2013). He is also an independent non-executive director of Henderson Land Development Company Limited, The Hong Kong and China Gas Limited, Hopewell Highway Infrastructure Limited, K. Wah International Holdings Limited and Chevalier International Holdings Limited; all of which are listed companies.

Mr Haga Yoshio, aged 63, Vice Chairman and a Non-executive Director of the Company, has over 38 years of experience in the paper industry and was the Chairman of the Japan Paper Association between May 2008 and May 2010, and served again from May 2012. He is the President and the Chief Executive Officer of Nippon Paper. He has spent the majority of his time in production management, with experience in research and development, as well as corporate planning. As the head of the corporate planning division of Nippon Paper, he led the "Group Vision 2015" initiative in cost reduction activities and large scale capital expenditure projects and has focused on the business expansion of Nippon Paper both domestically and overseas. The overseas expansion projects he has led for Nippon Paper include the alliance with SCG Paper Public Company Limited, the alliance with Yuen Foong Yu Paper Mfg, Co Ltd, the acquisition of Australian Paper and the business collaboration with the Company.

非執行董事

潘宗光教授，73歲，金紫荊星章 太平紳士，本公司非執行董事，精進慈善基金有限公司(註冊非牟利慈善組織)會長、香港理工大學榮休校長。於2009年1月退休前，彼擔任香港理工大學校長之職達18年，在香港一直致力推動大學教育40年。彼於1989年獲委任為非官守太平紳士(JP)、1991年獲頒英國官佐勳章(OBE)勳銜、2002年獲頒授金紫荊星章(GBS)、2008年獲頒「傑出領袖獎(教育)」及2009年獲香港理工大學頒授榮譽人文博士學位。此外，潘教授曾被委任為立法局議員(1985-1991)及中國人民政治協商會議全國委員會委員(1998-2013)。彼為恒基兆業地產有限公司、香港中華煤氣有限公司、合和公路基建有限公司、嘉華國際集團有限公司及其士國際集團有限公司之獨立非執行董事，該等公司均為上市公司。

芳賀義雄先生，63歲，本公司副主席及非執行董事，擁有逾38年造紙業工作經驗，曾於2008年5月至2010年5月期間出任日本造紙協會主席，自2012年5月再次出任日本造紙協會主席。彼亦為日本製紙的行政總裁，大部份時間用於生產管理，擁有研發及企業策劃經驗。在主管日本製紙企劃部期間，彼主導策劃了「Group Vision 2015」實行節省成本及大型資本性開支項目，集中拓展日本製紙的本地及海外業務。彼在日本製紙曾領導的海外拓展項目包括與SCG Paper Public Company Limited 聯盟、與Yuen Foong Yu Paper Mfg Co Ltd 聯盟、收購Australian Paper及與本公司之商業合作。



INDEPENDENT NON-EXECUTIVE DIRECTORS

Mr Wong Kai Tung Tony, aged 70, an Independent Non-executive Director of the Company, has been a practicing lawyer in Hong Kong since 1968 and has also been admitted as a solicitor in England and Wales. He is currently a consultant at Messrs. Hastings & Co., Solicitors and Notaries.

Mr Peter A Davies, aged 70, an Independent Non-executive Director of the Company, is a retired lawyer. He has over 42 years of experience in the legal field, practising both as a solicitor and a barrister in England and Hong Kong. Over the years, he has been a partner of Messrs. Deacons, Solicitors, and a Directorate Officer and the head of the Insider Dealing Unit with the Department of Justice of Hong Kong. He was appointed to be a notary public in Hong Kong in 1974.

Mr Chau Shing Yim David, aged 49, an Independent Non-executive Director of the Company. He has over 20 years experience in corporate finance, working on projects ranging from initial public offering transactions and restructuring of PRC enterprises to cross-border and domestic takeover transactions. He was formerly a partner of one of the big four accounting firms in Hong Kong, holding the position as their Head of Merger and Acquisition and Corporate Advisory. He is a member of the Hong Kong Securities Institute, the Institute of Chartered Accountants of England and Wales ("ICAEW"), and was granted the Corporate Finance Qualification of ICAEW, and the Hong Kong Institute of Certified Public Accountants ("HKICPA"), and was an ex-committee member of the Disciplinary Panel of HKICPA. He is an executive director of Zhidao International (Holdings) Limited (formerly known as Ocean Grand Holdings Limited). He is also a non-executive director of Up Energy Development Group Limited. He is also an independent non-executive director of Varitronix International Limited, Shandong Molong Petroleum Machinery Company Limited, Man Wah Holdings Limited and Evergrande Real Estate Group Limited. All the aforesaid companies are listed on the Hong Kong Stock Exchange. He resigned as an independent non-executive director of Duoyuan Global Water Inc., which is listed on the New York Stock Exchange, in April 2012.

獨立非執行董事

王啟東先生，70歲，本公司獨立非執行董事，自1968年以來為香港之執業律師，亦為英格蘭及威爾斯執業事務律師。彼現任希士廷律師行之顧問。

Peter A Davies先生，70歲，本公司獨立非執行董事，為退休律師。彼在法律界擁有逾42年經驗，曾於英國及香港任執業律師及大律師。過往曾擔任的近律師行合夥人以及香港律政司首長級職位，並曾出任內幕交易小組主管。彼於1974年獲委任為香港公證人。

周承炎先生，49歲，本公司獨立非執行董事。彼為企業融資從業員，擁有逾20年首次公開發售新股、中國企業重組及境外境內收購交易的經驗。彼曾任香港四大會計師事務所之一的合夥人，合併和收購及企業諮詢組的主管。彼為香港證券專業學會和英國及威爾斯特許公認會計師公會的會員，獲英國及威爾斯特許公認會計師公會及香港會計師公會賦予企業融資資格，及曾為香港會計師公會紀律委員會委員。彼為志道國際(控股)有限公司(前稱海域集團有限公司)之執行董事；亦為優派能源發展集團有限公司之非執行董事；亦為精電國際有限公司、山東墨龍石油機械股份有限公司、敏華控股有限公司和恆大地產集團有限公司之獨立非執行董事。所有前述公司均於香港聯交所上市。周先生於2012年4月辭任多元環球水務有限公司之獨立非執行董事職務，該公司於紐約證券交易所上市。



SENIOR MANAGEMENT

Mr Cheung Kwok Keung, aged 46, is the Chief Financial Officer of the Group and Company Secretary of the Company, is responsible for the internal supervision, management of the Group's financial matters and investor relationship. Mr Cheung is a fellow member of the Association of Chartered Certified Accountants and an associate member of the Hong Kong Institute of Certified Public Accountants and has over 24 years of experience in the field of auditing, accounting and financial management. Mr Cheung holds a Professional Diploma in Accountancy from the Hong Kong Polytechnic University. He is also an independent non-executive director of Sheng Yuan Holdings Limited and China Aoyuan Property Group Limited; both are listed companies. He joined the Group in August 2002.

Mr Li King Wai Ross, aged 37, is the Deputy General Manager of the Group, is responsible for the global procurement of recovered paper businesses as well as maintaining various levels of government relationship in the PRC. He holds a Master's Degree in Science in Electrical Engineering from Stanford University in USA and a Bachelor's Degree in Applied Science in Computer Engineering from University of British Columbia in Canada. He has over 10 years of experience in production management and in technological research & development. He was the Assistant General Manager of the Group during December 2002 to January 2010; he rejoined the Group in September 2010.

Mr Lee Ho Chung Jude, aged 38, is the Administration Manager of Guangdong Lee & Man Paper, is responsible for the daily operation of Guangdong Lee & Man Paper. He holds a Bachelor's Degree in Applied Science in Mechanical Engineering from University of Toronto in Canada and has over 13 years of experience in IT supervision and 5 years of senior management experience from different multinational companies. He joined the Group in October 2011.

高級管理層

張國強先生，46歲，本集團財務總監兼本公司之公司秘書，負責本集團之內部財政監督、管理及投資者關係。張先生為英國公認會計師公會資深會員及香港會計師公會會員，擁有逾24年核數、會計及財務管理經驗。彼持有香港理工大學之會計專業文憑。張先生亦為上市公司盛源控股有限公司及中國奧園地產集團股份有限公司之獨立非執行董事。彼於2002年8月加入本集團。

李經緯先生，37歲，本集團副總經理，負責本集團的全球廢紙採購業務及維繫與中國各級政府部門的關係。彼持有美國史丹福大學科學電子工程碩士學位及加拿大英屬哥倫比亞大學應用科學電腦工程學士學位，擁有逾10年生產管理及技術研究開發經驗。彼於2002年12月至2010年1月期間曾任本集團副總經理，於2010年9月重新加入本集團。

李浩中先生，38歲，廣東理文造紙行政經理，負責廣東理文造紙日常運作。彼持有加拿大多倫多大學應用科學機械工程學士學位，擁有逾13年跨國企業資訊科技經驗及5年的高級管理經驗。彼於2011年10月加入本集團。



SENIOR MANAGEMENT (CONTINUED)

Mr Yip Heong Kan, aged 42, is the Deputy General Manager of the Group, is responsible for cost controlling, corporate management and Vietnam project. He holds a Master's Degree in Business Administration from Open University of Hong Kong, is a fellow member of the Association of Chartered Certified Accountants and an associate member of Hong Kong Institute of Certified Public Accountants. He has over 19 years of experience in auditing & accounting and corporate financial management. He joined the Group in June 2008.

Mr Chan Kong Sang, aged 53, is the Manager of power stations of the Group, is responsible for the set up and operation of various power plants. He holds a Bachelor's Degree of Science in Engineering from the University of Hong Kong and has over 30 years of experience in operation and managing production and engineering aspects of manufacturing businesses. He joined the Group in January 2001.

Ms Li Yuen Ling, aged 51, is the Senior Finance Manager of the Group, is responsible for the Group's finance activities, as well as maintaining banking relationship for the Group. She joined the Lee & Man Group in 1984 and has over 28 years of experience in accounting and finance for manufacturing operations.

Mr Tse Pak Kong, aged 49, is the Senior Manager of the Group, is responsible for the global procurement of recovered paper businesses. He holds a Bachelor's Degree of Science in Electrical Engineering from the University of Hong Kong and has over 26 years of experience in the management of both multinational and local companies in China. He joined the Group in December 2005.

Mr Ng Hok She Harry, aged 37, is the Senior Manager of Guangdong Lee & Man Paper, is responsible for the coal logistics and engineering project management. Mr. Ng holds a Bachelor's Degree and a Master's Degree in Mechanical Engineering from McMaster University in Canada. He has over 10 years of experience in engineering safety aspects management. He joined the Group in October 2011.

高級管理層(續)

葉向勤先生，42歲，本集團副總經理，負責本集團成本控制、企業管理及越南項目。彼持有香港公開大學工商管理碩士學位，彼為英國公認會計師公會資深會員及香港會計師公會會員，擁有逾19年核數及會計、企業財務管理經驗。彼於2008年6月加入本集團。

陳江生先生，53歲，本集團熱電站部長，負責各熱電站的建設及運行。彼持有香港大學工程理學士學位，擁有逾30年管理製造業業務的生產和工程營運經驗。彼於2001年1月加入本集團。

李婉玲女士，51歲，本集團高級財務經理，負責本集團之財務事務及維繫與本集團往來銀行的關係。彼於1984年加入理文集團並擁有逾28年製造業業務之會計及財務經驗。

謝柏剛先生，49歲，本集團高級經理，負責本集團的全球廢紙採購業務。彼持有香港大學電機工程理學士學位，擁有逾26年管理跨國和中國內地公司經驗。彼於2005年12月加入本集團。

伍鶴時先生，37歲，廣東理文造紙的高級經理，負責煤炭物流及管理工程項目。彼持有加拿大麥克馬斯特大學機械工程的學士學位和碩士學位。彼擁有超過10年工程安全方面的管理經驗。彼於2011年10月加入本集團。



SENIOR MANAGEMENT (CONTINUED)

Ms Lam Sau Ping, aged 44, is the Sales Manager of the Group, is responsible for sales and marketing. She holds a Higher Certificate in Marketing and Sales Management from the Hong Kong Polytechnic University and has over 23 years of experience in sales and marketing. She joined the Group in March 1996.

Mr Chan Chi Ho, aged 45, is the Senior Production Manager of the Group, responsible for industrial paper production management of the Group. Mr Chan has over 24 years of experience in overseeing production matters in the paper manufacturing business. Mr Chan was former production manager of Jiangsu plant and rejoined the Group in February 2009.

Mr Chu Kwok Lung, aged 50, is the Administration Manager of Dongguan Lee & Man Paper, is responsible for the daily operation and management of Dongguan Lee & Man Paper and has over 28 years of experience in manufacturing. He joined the Group in June 2006.

Mr Chung Wai Fu, aged 49, is the Administration Manager of Jiangsu Lee & Man Paper, responsible for Jiangsu plant operation and management. Mr Chung holds a bachelor degree of production and logistics management and a master degree of business administration in human resources management from the University of Southern Queensland respectively. He has over 20 years of management experience working in both multinational and local listed companies in China. Mr Chung joined the Group since November 2008.

高級管理層(續)

藍秀萍女士，44歲，本集團銷售經理，負責本集團原紙銷售及市場推廣。彼持有香港理工大學銷售及市場管理高級證書，並擁有逾23年銷售及市場推廣經驗。彼於1996年3月加入本集團。

陳智豪先生，45歲，本集團高級生產經理，負責工業紙生產管理。陳先生擁有逾24年造紙生產及機械工程經驗。彼曾任本集團江蘇廠房生產經理，於2009年2月再次加入本集團。

朱國龍先生，50歲，東莞理文造紙行政經理，負責東莞理文造紙日常運作，擁有逾28年製造業經驗。彼於2006年6月加入本集團。

鍾偉富先生，49歲，江蘇理文造紙行政經理，負責江蘇造紙廠整體運作及管理。鍾先生持有南昆士蘭大學生產和物流管理學士學位及人力資源行政管理碩士學位，擁有逾20年管理跨國和中國本地上市公司經驗。鍾先生於2008年11月加入本集團。



The directors present their annual report and the audited consolidated financial statements of the Company and its subsidiaries (the "Group") for the nine months ended 31 December 2012.

During the financial period, the reporting period end date of the Group was changed from 31 March to 31 December because the Group's main productions are primarily conducted through its subsidiaries in the People's Republic of China ("PRC"). The financial results of the Company's subsidiaries that are established in the PRC are required under relevant laws to close their accounts with the financial year end on 31 December. The change of the financial year end of the Group will therefore align the financial year end dates of the key Group members and streamline the preparation of the consolidated financial statements of the Group.

Accordingly, the consolidated financial statements for the current period cover the nine-month period from 1 April 2012 to 31 December 2012 (the "Current Period"). The corresponding comparative amounts shown for the consolidated statement of comprehensive income, consolidated statement of changes in equity, consolidated statement of cash flows and related notes cover a twelve-month period from 1 April 2011 to 31 March 2012 and therefore may not be comparable with the amounts shown for the Current Period.

PRINCIPAL ACTIVITIES

The Company acts as an investment holding company. The principal activities of its principal subsidiaries are set out in note 36 to the consolidated financial statements.

董事謹此提呈本公司及其附屬公司(「本集團」)於截至2012年12月31日止9個月之年報及經審核財務報表。

於本財政期間,本集團的報告結算日由3月31日更改為12月31日,因為本集團之主要生產基本上透過其於中華人民共和國(「中國」)之附屬公司進行,相關法律規定,本公司於中國設立之附屬公司的財務業績每年之賬目須以12月31日為財政年度結算日。本集團更改財政年度結算日將與本集團主要成員公司財政年度結算日一致,並得以簡化編製本集團綜合財務報表。

據此,本期間之綜合財務報表涵蓋自2012年4月1日至2012年12月31日9個月期間(「本期間」)。綜合全面收益表、綜合權益變動表、綜合現金流量表及相關附註所示比較金額涵蓋自2011年4月1日至2012年3月31日12個月期間,所以未能跟本期間金額作比較。

主要業務

本公司是一間投資控股公司,各主要附屬公司的主要業務載於綜合財務報表附註36。



RESULTS AND APPROPRIATIONS

The results of the Group for the nine months ended 31 December 2012 are set out in the consolidated statement of comprehensive income on page 49.

The directors of the Company recommend the payment of a final dividend of HK5.0 cents per share for the nine months ended 31 December 2012 to the shareholders on the register of members on 23 May 2013, amounting to approximately HK\$236 million in aggregate, subject to the approval of the shareholders at the forthcoming annual general meeting. Final dividend of HK5.2 cents per share, amounting to approximately HK\$244 million in aggregate, was paid for the twelve months ended 31 March 2012.

SHARE CAPITAL

Details of movements during the period in the share capital of the Company are set out in note 28 to the consolidated financial statements.

PROPERTY, PLANT AND EQUIPMENT

During the period, the Group acquired property, plant and equipment at a cost of approximately HK\$2,104 million for the purpose of expanding its business. Details of the movements in the property, plant and equipment of the Group during the period are set out in note 15 to the consolidated financial statements respectively.

業績及分配

本集團截至2012年12月31日止9個月的業績載於第49頁的綜合全面收益表。

本公司董事建議向於2013年5月23日名列股東名冊之股東派發截至2012年12月31日止9個月之末期股息每股5.0港仙，合共約236百萬港元。末期股息須待股東於應屆股東週年大會上批准方可作實。2012年3月31日止12個月派發之末期股息為每股5.2港仙，合共244百萬港元。

股本

本公司股本的變動詳情載於綜合財務報表附註28。

物業、廠房及設備

期內，本集團購置物業、廠房及設備之成本約2,104百萬港元，以擴展業務。物業、廠房及設備於期內的變動詳情載於綜合財務報表附註15。



DIRECTORS AND DIRECTORS' SERVICE CONTRACTS

The directors of the Company during the period and up to the date of this report were:

Executive directors

Lee Wan Keung Patrick (*Chairman*)
Lee Man Chun Raymond, *BBS JP (Chief Executive Officer)*
Lee Man Bun, *MH*
Kunihiko Kashima

Non-executive directors

Professor Poon Chung Kwong, *GBS JP*
Yoshio Haga (*Vice Chairman*)

Independent non-executive directors

Wong Kai Tung Tony
Peter A Davies
Chau Shing Yim David

In accordance with the Company's Articles of Association, Mr Kunihiko Kashima, Professor Poon Chung Kwong and Mr Yoshio Haga retire and, being eligible, offer themselves for re-election.

Mr Lee Wan Keung Patrick and Mr Lee Man Chun Raymond have each entered into a service agreement with the Company for an initial period of three years commencing 1 September 2010, which will continue thereafter unless and until terminated by either party by three months' prior written notice.

Mr Lee Man Bun has entered into a service agreement with the Company for an initial period of three years commencing 16 August 2010, which will continue thereafter unless and until terminated by either party by three months' prior written notice.

Mr Kunihiko Kashima was appointed for an initial period of three years commencing on 30 June 2010, which will continue thereafter unless and until terminated by either party by three months' prior written notice.

The term of office of the non-executive directors and each of the independent non-executive directors is the period up to his retirement as required by the Company's Articles of Association.

董事及董事的服務合約

期內及截至本報告刊發日期，本公司的董事如下：

執行董事

李運強先生(主席)
李文俊先生銅紫荊星章 太平紳士(首席執行官)
李文斌先生榮譽勳章
鹿島久仁彥先生

非執行董事

潘宗光教授金紫荊星章 太平紳士
芳賀義雄先生(副主席)

獨立非執行董事

王啟東先生
Peter A Davies先生
周承炎先生

根據本公司組織章程細則，鹿島久仁彥先生、潘宗光教授及芳賀義雄先生將退任，惟彼等符合資格並將膺選連任。

李運強先生及李文俊先生各自與本公司訂立服務合約，年期由2010年9月1日起計，初步為期3年，此後一直存續，直至任何一方向另一方發出3個月事前書面通知予以終止為止。

李文斌先生已與本公司訂立服務合約，年期由2010年8月16日起計，初步為期3年，此後一直存續，直至任何一方向另一方發出3個月事前書面通知予以終止為止。

鹿島久仁彥先生於2010年6月30日起獲委任，初步為期3年，此後一直存續，直至任何一方向另一方發出3個月事前書面通知予以終止為止。

各非執行董事及獨立非執行董事的任期，直至其須根據本公司組織章程細則的規定退任為止。



DIRECTORS' AND CHIEF EXECUTIVES' INTERESTS AND SHORT POSITIONS IN EQUITY OR DEBT SECURITIES

As at 31 December 2012, the interests of the directors and the chief executives and their associates in the shares, underlying shares and debentures of the Company and its associated corporations, as recorded in the register maintained by the Company pursuant to section 352 of the Securities and Futures Ordinance ("SFO"), or as otherwise notified to the Company and pursuant to the model Code for Securities Transactions by Directors of Listed Issuers, the Stock Exchange of Hong Kong Limited (the "Stock Exchange") were as follows:

Long positions

(a) Ordinary shares of HK\$0.025 each of the Company

Name of director 董事姓名	Capacity 身份	Number of ordinary shares 普通股數目	Number of options granted 授出的購股權所 涉及的普通股數目	Percentage of the issued share capital of the Company 佔本公司已發行 股本百分比
Lee Wan Keung Patrick 李運強	Held by controlled corporation (note) 由受控制法團持有(附註)	2,536,710,000	—	54.09%
Lee Man Chun Raymond 李文俊	Beneficial owner 實益擁有人	—	40,000,000	0.85%
Lee Man Bun 李文斌	Beneficial owner 實益擁有人	—	26,666,668	0.57%
Poon Chung Kwong 潘宗光	Beneficial owner 實益擁有人	586,000	—	0.01%
Wong Kai Tung Tony 王啟東	Beneficial owner 實益擁有人	600,000	—	0.01%

note: These shares were held by Gold Best Holdings Ltd. ("Gold Best"). Gold Best is a controlled corporation of Mr Lee Wan Keung Patrick under the SFO. The entire issued share capital of Gold Best is owned by Mr Lee Wan Keung Patrick, who is also a director of Gold Best.

附註：該等股份由 Gold Best Holdings Ltd (「Gold Best」) 持有。根據證券及期貨條例，Gold Best 為李運強先生之受控制法團。Gold Best 之全部已發行股本由李運強先生持有，彼亦為 Gold Best 之董事。

董事及主要行政人員於股本或債務證券中擁有的權益及淡倉

於2012年12月31日，董事及主要行政人員及彼等之聯系人士在本公司及其相聯法團的股份、相關股份及債券中，擁有本公司根據證券及期貨條例(「證券及期貨條例」)第352條存置之登記冊所記錄之權益，或根據香港聯合交易所有限公司(「聯交所」)有關上市發行人董事進行證券交易的標準守則已知會本公司的權益如下：

好倉

(a) 本公司每股0.025港元的普通股

DIRECTORS' AND CHIEF EXECUTIVES' INTERESTS
AND SHORT POSITIONS IN EQUITY OR DEBT
SECURITIES (CONTINUED)

董事及主要行政人員於股本或債
務證券中擁有的權益及淡倉(續)

Long positions (Continued)

好倉(續)

(b) Ordinary shares of the associated corporation of the
Company

(b) 本公司相聯法團的普通股

Name of director 董事姓名	Capacity 身份	Name of associated corporation 相聯法團名稱	Number of ordinary shares 普通股數目	Percentage of the issued share capital of the associated corporation 佔相聯法團已 發行股本百分比
Lee Wan Keung Patrick 李運強	Beneficial owner 實益擁有人	Gold Best	100	100%

Save as disclosed above and other than certain nominee shares in subsidiaries held by certain directors in trust for the Company, none of the directors or chief executives or their associates had any interests or short positions in any shares, underlying shares or debentures of the Company or any of its associated corporations as at 31 December 2012.

除上文所披露者外及除了若干董事以信託形式代本公司持有附屬公司的若干提名人股份外，於2012年12月31日，各董事、主要行政人員及彼等的聯繫人士概無在本公司或其任何相聯法團的股份、相關股份或債券中，擁有任何權益或淡倉。



SHARE OPTIONS

Particulars of the Company's share option scheme are set out in note 29 to the consolidated financial statements.

The following table discloses movements in the Company's share option scheme during the period:

購股權

本公司購股權計劃的詳情載於財務報表附註29。

下表披露本公司購股權計劃於期內之變動：

Name 姓名	Date of grant 授出日期	Exercise price per share 每股行使價 HK\$ 港元	Exercisable period 行使期	Number of shares in the Company to be issued upon exercise of the share options 於購股權獲行使時將予 發行的本公司股份數目
				Outstanding at 1 April 2012 and 31 December 2012 2012年4月1日及 2012年12月31日 尚未行使
Directors 董事				
Lee Man Chun Raymond 李文俊	5.9.2008	1.872	1.9.2010 to 31.8.2013	40,000,000
Lee Man Bun 李文斌	5.9.2008	1.872	1.9.2010 to 31.8.2013	26,666,668
				66,666,668

The closing prices of the Company's shares on the dates of grant of 5 September 2008 was HK\$1.67.

於2008年9月5日授出日期當日本公司股份之收市價為1.67港元。



ARRANGEMENTS TO PURCHASE SHARES OR DEBENTURES

Other than as disclosed under the heading "Share Options" above, at no time during the period was the Company, its holding company, or any of its subsidiaries or fellow subsidiaries, a party to any arrangements to enable the directors of the Company to acquire benefits by means of the acquisition of shares in, or debts securities (including debentures) of, the Company or any other body corporate.

SUBSTANTIAL SHAREHOLDERS

The register of substantial shareholders maintained by the Company pursuant to Section 336 of the SFO shows that, at 31 December 2012, other than directors and chief executives, the following shareholders had notified the Company of the relevant interests in the issued share capital of the Company.

Long positions

Ordinary shares of HK\$0.025 each of the Company

Name of shareholder 股東姓名	Capacity 身份	Number of issued ordinary shares held 持有已發行 普通股數目	Percentage of the issued share capital of the Company 佔本公司已發行 股本百分比
Gold Best	Beneficial owner 實益擁有人	2,536,710,000	54.09%
Lee Wong Wai Kuen 李黃惠娟	Held by spouse (note i) 由配偶持有(附註i)	2,536,710,000	54.09%
Nippon Paper Group Inc 日本製紙集團	Held by controlled corporation (note ii) 由受控制法團持有(附註ii)	718,515,679	15.32%
Dyna Wave Holding Asia	Beneficial owner (note ii) 實益擁有人(附註ii)	718,515,679	15.32%

notes:

(i) Under the SFO, Lee Wong Wai Kuen is deemed to be interested in these 2,536,710,000 ordinary shares as she is the spouse of Lee Wan Keung Patrick, a beneficial owner of Gold Best.

(ii) Dyna Wave Holding Asia is wholly owned by Nippon Paper Group Inc.

購買股份或債券之安排

除上文「購股權」一節所披露者外，本公司、其控股公司、或其任何附屬公司或同系附屬公司於期內任何時間概無參與訂立任何安排，致使董事可藉購入本公司或任何其他法人團體之股份或債券(包括債權證)而獲益。

主要股東

根據本公司按證券及期貨條例第336條須存置之主要股東登記冊所記錄，於2012年12月31日，下列股東(董事及主要行政人員除外)已知會本公司彼等於本公司已發行股本中擁有之相關權益。

好倉

本公司每股0.025港元的普通股

附註：

(i) 根據證券及期貨條例，由於李黃惠娟是李運強(Gold Best實益擁有人)的配偶，故被視為擁有該2,536,710,000股普通股的權益。

(ii) Dyna Wave Holding Asia為日本製紙集團全資擁有。

Other than as disclosed above, the Company had not been notified of any other relevant interests or short positions in the shares or underlying shares of the Company as at 31 December 2012.

除上述披露者外，本公司概無獲知會於2012年12月31日本公司股份或相關股份之任何其他相關權益或短倉。



APPOINTMENT OF INDEPENDENT NON-EXECUTIVE DIRECTORS

The Company has received, from each of the independent non-executive directors, an annual confirmation of his independence pursuant to Rule 3.13 of the Rules Governing the Listing Securities on the Stock Exchange ("Listing Rules"). The Company considers all of the independent non-executive directors are independent.

CONNECTED TRANSACTIONS

Pursuant to Rule 14A.38 of the Listing Rules, the board of directors engaged the auditor of the Company to report on the Group's continuing connected transactions in accordance with Hong Kong Standard on Assurance Engagements 3000 "Assurance Engagements Other Than Audits or Reviews of Historical Financial Information" and with reference to Practice Note 740 "Auditor's Letter on Continuing Connected Transactions under the Hong Kong Listing Rules" issued by the Hong Kong Institute of Certified Public Accountants. The auditor has issued an unqualified letter containing their findings and conclusions in respect of the continuing connected transactions in accordance with Listing Rules. The independent non-executive directors have reviewed the continuing connected transactions and the unqualified letter from the auditor and have confirmed that the continuing connected transactions entered into by the Group were in the ordinary and usual course of its business, on normal commercial terms, or on terms no less favourable than terms available to or from independent third parties, and in accordance with the terms of the agreement governing such transactions that are fair and reasonable and in the interests of the shareholders of the Company as a whole.

獨立非執行董事

根據聯交所證券上市規則(「上市規則」)第3.13條之指引，每位獨立非執行董事已向本公司確認其年度之獨立性，本公司認為所有獨立非執行董事確屬獨立人士。

關連交易

根據上市規則第14A.38條，董事會委聘本公司核數師，按照香港會計師公會頒布的香港鑒證業務準則第3000號下之「非審核或審閱過往財務資料之鑒證工作」規定，並參照實務說明第740號「關於香港上市規則所述持續關連交易的核數師函件」就本集團的持續關連交易作出報告。根據上市規則，核數師已對本集團的持續關連交易所作的審查結果及結論，發出載有其無保留意見的函件。獨立非執行董事已審閱持續關連交易及核數師無保留意見的函件，並已確認本集團所進行持續關連交易乃其日常及一般業務中按正常商業條款進行，或按照不遜於向或自獨立第三方給予之條款進行，且遵照管轄該等交易之協議條款，乃屬公平合理及符合本公司股東整體利益。



CONNECTED TRANSACTIONS (CONTINUED)

Details of the discloseable connected transactions for the period are set out in note 35 to the consolidated financial statements. In the opinion of the independent non-executive directors, these transactions entered into by the Group were:

- (i) in the ordinary and usual course of business of the Group;
- (ii) either (a) on normal commercial terms; or (b) where there is no available comparison, on terms that were fair and reasonable so far as the shareholders of the Company are concerned;
- (iii) either (a) in accordance with the terms of the agreements; or (b) where there are no such agreements, on terms no less favourable than those available to or from independent third parties; and
- (iv) within the relevant cap amounts as agreed by the Stock Exchange.

Save as disclosed above, there were no other transactions which are required to be disclosed as connected transactions in accordance with the requirements of the Listing Rules.

DIRECTORS' INTEREST IN CONTRACTS OF SIGNIFICANCE

Other than as disclosed under the heading "Connected Transactions", no contracts of significance to which the Company, its holding company, subsidiaries or fellow subsidiaries was a party and in which a director of the Company had a material interest, whether directly or indirectly, subsisted at the end of the period or at any time during the period.

關連交易 (續)

本期間的須予披露之關連交易詳情載於綜合財務報表附註35。獨立非執行董事認為，本集團進行該等交易乃：

- (i) 在本集團日常及一般業務中進行；
- (ii) (a)按正常商業條款；或(b)當無可比較例子，其條款對本公司股東而言屬公平合理；
- (iii) (a)按協議條款；或(b)倘無此等協議，則按不遜於給予或自獨立第三者所得之條款；及
- (iv) 所涉及金額不超逾與聯交所議定的有關上限金額。

除上文所披露者外，並無任何其他交易須按上市規則的規定須予披露為關連交易。

董事於重大合約中之權益

除「關連交易」一節所披露者外，本公司、其控股公司、附屬公司或同系附屬公司概無訂立於期末日或期內任何時間仍然生效，且本公司董事直接或間接在其中擁有重大利益的重大合約。



MAJOR CUSTOMERS AND SUPPLIERS

During the period, the aggregate purchases attributable to the Group's five largest suppliers were approximately 67% of the Group's total purchases and the purchases attributable to the Group's largest supplier were approximately 28% of the Group's total purchases.

The aggregate sales during the period attributable to the Group's five largest customers were less than 5% of the Group's total sales.

None of the directors, their associates or any shareholder which, to the knowledge of the directors, owned more than 5% of the Company's issued share capital had any interest in the share capital of any of the Group's five largest suppliers.

PURCHASE, SALE OR REDEMPTION OF THE COMPANY'S LISTED SECURITIES

During the period, neither the Company nor any of its subsidiaries purchased, sold or redeemed any of the Company's listed securities.

SUFFICIENCY OF PUBLIC FLOAT

According to the information that is publicly available to the Company and within the knowledge of the directors, the Company has maintained a sufficient public float throughout the period from 1 April 2012 to 31 December 2012.

PRE-EMPTIVE RIGHTS

There are no provision for pre-emptive rights under the Company's Article of Associations, or the laws of Cayman Islands, which oblige the Company to offer new shares on a pro-rata basis to existing shareholders.

主要客戶及供應商

期內，本集團五大供應商佔本集團總採購額約67%，而本集團最大供應商則佔本集團總採購額約28%。

期內，本集團五大客戶的總銷售額佔本集團總銷售額少於5%。

概無任何董事、彼等的聯繫人士或任何(就董事所知)擁有本公司已發行股本5%以上之股東於上述本集團五大供應商的股本中擁有任何權益。

買賣或贖回本公司上市證券

期內，本公司或其任何附屬公司概無買賣或贖回本公司任何上市證券。

足夠之公眾持股量

按本公司可以得悉之公開資料所示及就董事所知悉，本公司於2012年4月1日至2012年12月31日整個期間內皆保持足夠公眾持股量。

優先購股權

本公司之組織章程細則或開曼群島法例均無有關優先購股權之條文，規定本公司須按持股比例向現有股東發售新股份。



EMOLUMENT POLICY

The Group remunerates its employees based on their performance, experience and prevailing market rate. Other employee benefits including insurance, medical cover and share options are also provided.

The determination of emoluments of the Company's directors has taken into consideration their expertise and job specifications.

DONATIONS

During the period, the Group made charitable and other donations of HK\$61,000.

AUDITOR

A resolution will be submitted to the annual general meeting to re-appoint Messrs. Deloitte Touche Tohmatsu as auditor of the Company.

On behalf of the Board

Lee Wan Keung Patrick

Chairman

Hong Kong

18 March 2013

薪酬政策

本集團根據員工表現、經驗及市場價格釐定其薪酬。另提供其他員工福利包括保險、醫療保障及購股權。

本公司董事之薪酬釐定已考慮其專業及工作範圍。

捐款

期內，本公司作出的慈善及其他捐款合共61,000港元。

核數師

本公司將於股東週年大會上提呈決議案，續聘德勤•關黃陳方會計師行為核數師。

代表董事會

李運強

主席

香港

2013年3月18日



Deloitte.

德勤

**TO THE MEMBERS OF
LEE & MAN PAPER MANUFACTURING LIMITED**
(incorporated in the Cayman Islands with limited liability)

We have audited the consolidated financial statements of Lee & Man Paper Manufacturing Limited (the "Company") and its subsidiaries (collectively referred to as the "Group") set out on pages 49 to 146, which comprise the consolidated statement of financial position as at 31 December 2012, and the consolidated statement of comprehensive income, consolidated statement of changes in equity and consolidated statement of cash flows for the nine months then ended and a summary of significant accounting policies and other explanatory information.

DIRECTORS' RESPONSIBILITY FOR THE CONSOLIDATED FINANCIAL STATEMENTS

The directors of the Company are responsible for the preparation of consolidated financial statements that give a true and fair view in accordance with Hong Kong Financial Reporting Standards issued by the Hong Kong Institute of Certified Public Accountants and the disclosure requirements of the Hong Kong Companies Ordinance, and for such internal control as the directors determine is necessary to enable the preparation of consolidated financial statements that are free from material misstatement, whether due to fraud or error.

致理文造紙有限公司股東

(於開曼群島註冊成立的有限公司)

本核數師行已審核列載於第49至第146頁內之理文造紙有限公司(「貴公司」)及其附屬公司(以下合稱為「貴集團」)之綜合財務報表包括於2012年12月31日之綜合財務狀況表，與載至該日止9個月之綜合全面收益表、綜合權益變動表及綜合現金流量表，以及主要會計政策概要及其他附註解釋。

董事就綜合財務報表須承擔的責任

貴公司董事須負責根據香港會計師公會頒布的香港財務申報準則及香港公司條例披露規定編製真實而公平的綜合財務報表，以及董事釐為必須的內部控制，以使編製的綜合財務報表不存在由於欺詐或錯誤而導致的重大錯誤陳述。



AUDITOR'S RESPONSIBILITY

Our responsibility is to express an opinion on these consolidated financial statements based on our audit and to report our opinion solely to you, as a body, in accordance with our agreed terms of engagement, and for no other purpose. We do not assume responsibility towards or accept liability to any other person for the contents of this report. We conducted our audit in accordance with Hong Kong Standards on Auditing issued by the Hong Kong Institute of Certified Public Accountants. Those standards require that we comply with ethical requirements and plan and perform the audit to obtain reasonable assurance about whether the consolidated financial statements are free from material misstatement.

An audit involves performing procedures to obtain audit evidence about the amounts and disclosures in the consolidated financial statements. The procedures selected depend on the auditor's judgement, including the assessment of the risks of material misstatement of the consolidated financial statements, whether due to fraud or error. In making those risk assessments, the auditor considers internal control relevant to the entity's preparation of the consolidated financial statements that give a true and fair view in order to design audit procedures that are appropriate in the circumstances, but not for the purpose of expressing an opinion on the effectiveness of the entity's internal control. An audit also includes evaluating the appropriateness of accounting policies used and the reasonableness of accounting estimates made by the directors, as well as evaluating the overall presentation of the consolidated financial statements.

We believe that the audit evidence we have obtained is sufficient and appropriate to provide a basis for our audit opinion.

OPINION

In our opinion, the consolidated financial statements give a true and fair view of the state of affairs of the Group as at 31 December 2012 and of the Group's profit and cash flows for the nine months then ended in accordance with Hong Kong Financial Reporting Standards and have been properly prepared in accordance with the disclosure requirements of the Hong Kong Companies Ordinance.

Deloitte Touche Tohmatsu
Certified Public Accountants
Hong Kong
18 March 2013

核數師的責任

本行之責任是根據本行的審核對該等綜合財務報表作出意見，並根據協定的聘用條款向整體股東作出報告而非用作其他用途。本行概不會就本報告書的內容，向任何其他人士承擔任何責任及債務。本行已根據香港會計師公會頒布的香港審計準則進行審核。這些準則要求吾等遵守道德規範，並規劃及執行審核，藉以合理確定綜合財務報表是否不存有任何重大錯誤陳述。

審核涉及執行程序以獲取有關綜合財務報表所載金額及披露資料的審核憑證。所選定的程序取決於核數師的判斷，包括評估由於欺詐或錯誤而導致綜合財務報表存有重大錯誤陳述的風險。在評估該等風險時，核數師考慮與該實體編製及真實而公平地列報綜合財務報表相關的內部監控，以設計在該等情況下適當的審核程序，但並非為對實體的內部監控的效能發表意見。審核亦包括評價董事所採用的會計政策的合適性及所作出的會計估計的合理性，以及評價綜合財務報表的整體列報方式。

本行相信，吾等所獲得的審核憑證是充足和適當地為本行的審核意見提供基礎。

意見

本行認為，綜合財務報表已根據香港財務報告準則真實而公平地反映 貴集團於2012年12月31日的財政狀況及 貴集團於截至該日止9個月的盈利及現金流量，並已按照香港公司條例的披露規定妥善編製。

德勤•關黃陳方會計師行
執業會計師
香港
2013年3月18日



CONSOLIDATED STATEMENT OF COMPREHENSIVE INCOME

綜合全面收益表

For the nine months ended 31 December 2012 截至2012年12月31日止9個月

		NOTES 附註	Nine months ended 31 December 2012 2012年 12月31日 止 9個月 HK\$'000 千港元	Year ended 31 March 2012 2012年 3月31日 止 年度 HK\$'000 千港元
Revenue	收入	6	11,423,998	14,715,553
Cost of sales	銷售成本		(9,473,295)	(12,652,109)
Gross profit	毛利		1,950,703	2,063,444
Other income	其他收入	7	274,374	429,827
Net gain from fair value changes of derivative financial instruments	衍生金融工具公允價值 變動淨收益		3,631	1,630
Reclassification of cumulative loss from hedging reserve upon early repayment of hedged item	於對沖項目提早還款時 將對沖儲備重新分類之 累計虧損		—	(15,981)
Share of (loss) profit of a jointly controlled entity ("JCE")	應佔共同控制實體(「共同控制 實體」)(虧損)盈利		(263)	6
Distribution and selling expenses	分銷及銷售費用		(196,187)	(236,405)
General and administrative expenses	日常及行政費用		(464,047)	(605,869)
Finance costs	財務成本	8	(70,095)	(99,901)
Profit before tax	除稅前盈利		1,498,116	1,536,751
Income tax expense	利得稅支出	9	(177,098)	(185,302)
Profit for the period/year	期內/年度盈利	10	1,321,018	1,351,449
Other comprehensive income	其他全面收益			
Exchange differences arising on translation of foreign operations	換算境外業務產生之 匯兌差額		257,300	388,750
Net adjustment of hedging reserve reclassified to profit or loss	從對沖儲備重新分類至 損益之淨調整		—	52,361
Other comprehensive income for the period/year	期內/年度其他全面收益		257,300	441,111
Total comprehensive income for the period/year	期內/年度總全面收益		1,578,318	1,792,560
Profit for the period/year attributable to: Owners of the Company	應佔期內/年度盈利： 本公司擁有人		1,321,018	1,351,449
Total comprehensive income attributable to: Owners of the Company	應佔總全面收益： 本公司擁有人		1,578,318	1,792,560
Earnings per share	每股盈利	14	HK cents 港仙	HK cents 港仙
– Basic	–基本		28.17	28.82
– Diluted	–攤薄		27.98	28.61



CONSOLIDATED STATEMENT OF FINANCIAL POSITION

綜合財務狀況表

At 31 December 2012 於2012年12月31日

		NOTES 附註	31 December 2012 2012年 12月31日 HK\$'000 千港元	31 March 2012 2012年 3月31日 HK\$'000 千港元
NON-CURRENT ASSETS	非流動資產			
Property, plant and equipment	物業、廠房及設備	15	18,790,213	16,923,134
Prepaid lease payments	預付租賃款項	16	547,912	494,704
Deposits paid for acquisition of property, plant and equipment and land use rights	購置物業、廠房及設備及土地使用權所付訂金	17	44,761	143,213
Interest in a JCE	共同控制實體權益	18	264	25
Loan to a JCE	共同控制實體貸款	18	64,390	9,400
Tax recoverable	可收回稅項		52,670	39,670
Retirement benefit assets	退休福利資產	27	1,066	988
			19,501,276	17,611,134
CURRENT ASSETS	流動資產			
Inventories	存貨	19	2,879,733	3,124,245
Prepaid lease payments	預付租賃款項	16	12,376	10,956
Trade and other receivables	應收貿易及其他賬款	20	4,534,700	5,241,830
Amounts due from related companies	應收關連公司款項	21	18,501	19,531
Derivative financial instruments	衍生金融工具	25	5,084	867
Restricted bank deposits	受限制銀行存款	22	—	972
Bank balances and cash	銀行結餘及現金	22	657,106	731,498
			8,107,500	9,129,899
CURRENT LIABILITIES	流動負債			
Derivative financial instruments	衍生金融工具	25	561	9,434
Trade and other payables	應付貿易及其他賬款	23	3,309,327	3,127,287
Amounts due to related companies	應付關連公司款項	21	143	—
Amount due to a substantial shareholder	應付主要股東款項	21	6,378	7,626
Tax payable	應付稅項		79,987	66,159
Bank borrowings	銀行借貸	24	3,864,506	2,895,518
			7,260,902	6,106,024
NET CURRENT ASSETS	流動資產淨值		846,598	3,023,875
TOTAL ASSETS LESS CURRENT LIABILITIES	資產總值減流動負債		20,347,874	20,635,009



CONSOLIDATED STATEMENT OF FINANCIAL POSITION (CONTINUED)
綜合財務狀況表 (續)

At 31 December 2012 於2012年12月31日

		NOTES 附註	31 December 2012 2012年 12月31日 HK\$'000 千港元	31 March 2012 2012年 3月31日 HK\$'000 千港元
NON-CURRENT LIABILITIES				
	非流動負債			
Bank borrowings	銀行借貸	24	5,209,001	6,663,795
Deferred tax liabilities	遞延稅項負債	26	540,683	473,001
			5,749,684	7,136,796
			14,598,190	13,498,213
CAPITAL AND RESERVES				
	股本及儲備			
Share capital	股本	28	117,241	117,241
Reserves	儲備		14,480,949	13,380,972
			14,598,190	13,498,213

The consolidated financial statements on pages 49 to 146 were approved and authorised for issue by the Board of Directors on 18 March 2013 and are signed on its behalf by:

第49至第146頁所載的綜合財務報表已於2013年3月18日經董事會批准及授權刊發，並由下列董事代表簽署：

Lee Wan Keung Patrick 李運強
Chairman 主席

Lee Man Chun Raymond 李文俊
Director 董事



CONSOLIDATED STATEMENT OF CHANGES IN EQUITY

綜合權益變動表

For the nine months ended 31 December 2012 截至2012年12月31日止9個月

		Attributable to owners of the Company 本公司擁有人應佔										
		Share capital	Share premium	Share options reserve	Translation reserve	Hedging reserve	Capital contribution	Legal reserve	Special reserve	Other reserve	Retained profits	Total equity
		股本	股份溢價	購股權儲備	匯兌儲備	對沖儲備	資金貢獻	法定公積金	特別儲備	其他儲備	留存盈利	權益總值
		HK\$'000	HK\$'000	HK\$'000	HK\$'000	千港元	千港元	千港元	千港元	千港元	千港元	千港元
		千港元	千港元	千港元	千港元	(note v) (附註v)	(note i) (附註i)	(note ii) (附註ii)	(note iii) (附註iii)	(note iv) (附註iv)	千港元	千港元
At 1 April 2011	2011年4月1日	117,241	4,624,592	29,338	1,428,702	(52,361)	12,552	97	(2,999)	(12,060)	6,154,711	12,299,813
Exchange differences arising on translation of foreign operations	換算境外業務產生之滙兌差額	—	—	—	388,750	—	—	—	—	—	—	388,750
Net adjustment of hedging reserve reclassified to profit or loss	從對沖儲備重新分類至損益之淨調整	—	—	—	—	52,361	—	—	—	—	—	52,361
Other comprehensive income for the year	年度其他全面收益	—	—	—	388,750	52,361	—	—	—	—	—	441,111
Profit for the year	年度盈利	—	—	—	—	—	—	—	—	—	1,351,449	1,351,449
Total comprehensive income for the year	年度總全面收益	—	—	—	388,750	52,361	—	—	—	—	1,351,449	1,792,560
Recognition of equity-settled share based payments	股結算股權支付款項確認	—	—	6,112	—	—	—	—	—	—	—	6,112
Dividends recognised as distributions (note 13)	確認為分派之股息 (附註13)	—	—	—	—	—	—	—	—	—	(600,272)	(600,272)
At 31 March 2012	2012年3月31日	117,241	4,624,592	35,450	1,817,452	—	12,552	97	(2,999)	(12,060)	6,905,888	13,498,213
Exchange differences arising on translation of foreign operations	換算境外業務產生之滙兌差額	—	—	—	257,300	—	—	—	—	—	—	257,300
Other comprehensive income for the period	期內其他全面收益	—	—	—	257,300	—	—	—	—	—	—	257,300
Profit for the period	期內盈利	—	—	—	—	—	—	—	—	—	1,321,018	1,321,018
Total comprehensive income for the period	期內總全面收益	—	—	—	257,300	—	—	—	—	—	1,321,018	1,578,318
Dividends recognised as distributions (note 13)	確認為分派之股息 (附註13)	—	—	—	—	—	—	—	—	—	(478,341)	(478,341)
At 31 December 2012	2012年12月31日	117,241	4,624,592	35,450	2,074,752	—	12,552	97	(2,999)	(12,060)	7,748,565	14,598,190



CONSOLIDATED STATEMENT OF CHANGES IN EQUITY (CONTINUED) 綜合權益變動表(續)

For the nine months ended 31 December 2012 截至2012年12月31日止9個月

notes:

- (i) The capital contribution arose from the disposal of subsidiaries in a prior period to a wholly owned subsidiary of the Group's ultimate holding company.
- (ii) In accordance with the provisions of the Macao Commercial Code, the Company's subsidiaries in Macau are required to transfer a minimum of 25% of the annual net profit to a legal reserve, whenever dividend is declared by the subsidiaries, until the reserve reaches half of the capital of the subsidiaries. The reserve is not distributable to the shareholders.
- (iii) The special reserve represents the difference between the nominal value of the aggregate share capital of the subsidiaries acquired by the Group pursuant to the corporate reorganisation in September 2003, and the nominal value of the Company's shares issued for the acquisition.
- (iv) In October 2008, the Group acquired the remaining 10% equity interests in each of two subsidiaries from their non-controlling shareholders at an aggregate consideration of US\$35. The excess of the carrying amount of the net liabilities acquired over the fair value of the consideration paid has been debited directly to equity.
- (v) During the year ended 31 March 2012, the hedge accounting was discontinued due to early repayment of the underlying bank borrowings. Accordingly, the relevant cumulative balance of the hedging reserve was reclassified to profit or loss during that year.

附註：

- (i) 資金貢獻乃較早期間向本集團最終控股公司一家全資附屬公司出售附屬公司所得。
- (ii) 根據澳門商法典的條文，本公司位於澳門的附屬公司於分配盈利作股息分派時，應轉撥不少於年度純利25%的金額作為法定公積金，直至公積金達附屬公司股本的一半為止，該等公積金不得分派予股東。
- (iii) 特別儲備指根據本集團於2003年9月為重組收購所得的附屬公司的股本面值總額與本公司就收購事項而發行的股份面值的差額。
- (iv) 於2008年10月，本集團向兩家附屬公司之非控股股東收購該兩間附屬公司各餘下10%股益，總代價為35美元。所收購負債淨值之賬面金額超出所付代價之公允值之數額已直接於權益中扣除。
- (v) 於截至2012年3月31日止年度，由於提早償還相關銀行借貸，已停止對沖會計入賬。據此，該年度對沖儲備之有關結餘已重新分類至損益。



CONSOLIDATED STATEMENT OF CASH FLOWS

綜合現金流量表

For the nine months ended 31 December 2012 截至2012年12月31日止9個月

	NOTE 附註	Nine months ended 31 December 2012 截至 2012年 12月31日 止 9個月 HK\$'000 千港元	Year ended 31 March 2012 截至 2012年 3月31日 止 年度 HK\$'000 千港元
OPERATING ACTIVITIES	經營業務		
Profit for the period/year	期內/年度盈利	1,321,018	1,351,449
Adjustments for:	調整:		
Income tax	利得稅	177,098	185,302
Amortisation of prepaid lease payments	預付租賃款項攤銷	7,926	9,081
Depreciation of property, plant and equipment	物業、廠房及設備之折舊	463,453	556,765
Finance costs	財務成本	70,095	99,901
Interest income	利息收入	(11,774)	(14,168)
Loss on disposal of property, plant and equipment	出售物業、廠房及設備虧損	1,177	4,785
Net gain from fair value changes of derivative financial instruments	衍生金融工具公允價值變動淨收益	(3,631)	(1,630)
Return on retirement plan assets	退休福利計劃資產回報	(78)	(74)
Share-based payments expense	股權支付款項開支	—	6,112
Reclassified from hedging reserve upon early repayment of hedged item	於對沖項目提早還款時將對沖儲備重新分類	—	15,981
Share of loss (profit) of a JCE	應佔共同控制實體虧損(盈利)	263	(6)
Allowance for doubtful debts	呆壞賬撥備	—	14,849
Operating cash flows before movements in working capital	營運資金變動前的經營現金流量	2,025,547	2,228,347
Decrease (increase) in inventories	存貨減少(增加)	270,230	(28,951)
Decrease (increase) in trade and other receivables	應收貿易及其他賬款減少(增加)	746,062	(1,018,198)
Decrease in amounts due from related companies	應收關連公司款項減少	1,273	2,740
Increase in amounts due to related companies	應付關連公司款項增加	143	—
(Decrease) increase in amount due to a substantial shareholder	應付主要股東款項增加	(1,343)	7,626
(Decrease) increase in trade and other payables	應付貿易及其他賬款(減少)增加	(409,932)	596,622
Decrease in derivative financial instruments	衍生金融工具減少	(9,459)	(8,600)
Cash generated from operations	經營業務產生的現金	2,622,521	1,779,586
Interest paid	已付利息	(179,898)	(192,746)
PRC Enterprise Income Tax paid	已付中國企業所得稅	(96,970)	(74,436)
Settlement of derivative financial instruments under hedge accounting	對沖會計項下衍生金融工具結算	—	(39,610)
PRC Enterprise Income Tax refund	中國企業所得稅退款	—	93,145
Purchase of tax reserve certificates	購買儲稅券	(13,000)	—
NET CASH FROM OPERATING ACTIVITIES	經營業務所得現金淨額	2,332,653	1,565,939



CONSOLIDATED STATEMENT OF CASH FLOWS (CONTINUED)
綜合現金流量表(續)

For the nine months ended 31 December 2012 截至2012年12月31日止9個月

		Nine months ended 31 December 2012 截至 2012年 12月31日 止 9個月 HK\$'000 千港元	Year ended 31 March 2012 截至 2012年 3月31日 止 年度 HK\$'000 千港元
INVESTING ACTIVITIES	投資業務		
Interest received	已收利息	11,774	14,168
Purchases of property, plant and equipment	購置物業、廠房及設備	(1,562,992)	(2,879,388)
Purchase of prepaid lease payments	購置預付租賃款項	(56,408)	(22,931)
Proceeds on disposal of property, plant and equipment	出售物業、廠房及設備所得款項	1,619	53,144
Loan to a JCE	共同控制實體貸款	(54,990)	(9,400)
Withdrawal of restricted bank deposits	受限制銀行存款撤銷	984	—
NET CASH USED IN INVESTING ACTIVITIES	投資業務所用現金淨額	(1,660,013)	(2,844,407)
FINANCING ACTIVITIES	融資活動		
Dividends paid	已付股息	(243,860)	(600,272)
Repayment of bank borrowings	償還銀行借貸	(10,145,219)	(12,183,763)
New bank borrowings raised	新籌集銀行借貸	9,635,187	13,627,317
Loan arrangement fee paid	已付貸款手續費	—	(74,400)
NET CASH (USED IN) FROM FINANCING ACTIVITIES	融資活動(所用)所得現金淨額	(753,892)	768,882
NET DECREASE IN CASH AND CASH EQUIVALENTS	現金及現金等價物淨減少	(81,252)	(509,586)
CASH AND CASH EQUIVALENTS AT THE BEGINNING OF THE PERIOD/YEAR	期/年初之現金及現金等價物	731,498	1,228,116
EFFECT OF EXCHANGE RATE CHANGES	滙率變動之影響	6,860	12,968
CASH AND CASH EQUIVALENTS AT THE END OF THE PERIOD/YEAR, represented by bank balances and cash	期/年末之現金及現金等價物 銀行結餘及現金	657,106	731,498



NOTES TO THE CONSOLIDATED FINANCIAL STATEMENTS

綜合財務報表附註

For the nine months ended 31 December 2012 截至2012年12月31日止9個月

1. GENERAL

The Company is a public limited company incorporated and registered as an exempted company with limited liability in the Cayman Islands under the Companies Law (2011 Revision) of the Cayman Islands on 21 May 2003 and its shares are listed on The Stock Exchange of Hong Kong Limited (the “Stock Exchange”). Its parent and ultimate holding company is Gold Best Holdings Ltd. (“Gold Best”), a private company incorporated in the British Virgin Islands. The ultimate controlling shareholder of Gold Best is Mr Lee Wan Keung Patrick. The address of the registered office and the principal place of business of the Company is disclosed in the Corporate Information section of the annual report.

The Company acts as an investment holding company. The principal activities of its principal subsidiaries and JCE are set out in notes 36 and 18, respectively.

The consolidated financial statements are presented in Hong Kong dollars (“HK\$”), which is also the functional currency of the Company.

1. 一般資料

本公司是上市有限公司，於2003年5月21日根據開曼群島公司法(2011年修訂版)於開曼群島成立及登記為獲豁免有限公司，股份並於香港聯合交易所有限公司(「聯交所」)上市。母公司及最終控股公司是Gold Best Holdings Ltd.(「Gold Best」)，為一間於英屬處女群島註冊成立的私人公司。Gold Best之最終控股股東為李運強先生。本公司註冊辦事處及總辦事處之地址於本年報公司資料內披露。

本公司是一間投資控股公司，各主要附屬公司及共同控制實體的主要業務分別載於財務報表附註36及18。

綜合財務報表以港元(「港元」)列示，為本公司之功能貨幣。



2. BASIS OF PREPARATION OF CONSOLIDATED FINANCIAL STATEMENTS

As set out in the announcement of the Company issued on 31 August 2012, the financial year end date of the Company and the Group has been changed from 31 March to 31 December to align with the financial year end dates of the Company's subsidiaries that were established in the People's Republic of China (the "PRC") which are required under the relevant PRC laws to close their accounts annually on 31 December. Accordingly, the current period covers the nine-month period from 1 April 2012 to 31 December 2012 (the "Current Period"). The corresponding comparative amounts shown for the consolidated statement of comprehensive income, consolidated statement of changes in equity, consolidated statement of cash flows and related notes cover a twelve-month period from 1 April 2011 to 31 March 2012 and therefore may not be comparable with the amounts shown for the Current Period.

3. APPLICATION OF NEW AND REVISED HONG KONG FINANCIAL REPORTING STANDARDS ("HKFRSs")

Application of amendments to HKFRSs in the current reporting period

In the current period, the Group has applied the following amendments to HKFRSs issued by the Hong Kong Institute of Certified Public Accountants ("HKICPA").

Amendments to HKAS 12	Deferred Tax: Recovery of Underlying Asset; and
Amendments to HKFRS 7	Financial Instruments: Disclosures – Transfers of Financial Assets

2. 編製綜合財務報表基準

誠如本公司於2012年8月31日的公告所述，本公司及本集團的財政年度結算日由3月31日更改為12月31日，與本公司於中華人民共和國（「中國」）成立之附屬公司的財政年度結算日一致，相關法律規定，本公司於中國成立之附屬公司每年之賬目須以12月31日為結算日。因此，本期間涵蓋自2012年4月1日至2012年12月31日9個月期間（「本期間」）。由於在綜合全面收益表、綜合權益變動表、綜合現金流量表及相關附註所示比較金額涵蓋自2011年4月1日至2012年3月31日12個月期間，所以未能跟本期間金額作比較。

3. 應用新訂及經修訂之香港財務報告準則（「香港財務報告準則」）

本報告期內應用經修訂之香港財務報告準則

於本期間，本集團應用以下由香港會計師公會（「香港會計師公會」）頒布的經修訂香港財務報告準則。

香港會計準則第12號 (修訂本)	遞延稅項：收回相關資產；及
香港財務報告準則第7號 (修訂本)	金融工具：披露 – 金融資產轉讓



3. APPLICATION OF NEW AND REVISED HONG KONG FINANCIAL REPORTING STANDARDS (“HKFRSs”) (CONTINUED)

The application of above amendments to HKFRSs in the current period has had no material impact on the Group’s financial performance and positions for the current period and prior year and/or on the disclosures set out in these consolidated financial statements.

New and revised HKFRSs issued but not yet effective

The Group has not early applied the following new and revised HKFRSs that have been issued but are not yet effective:

Amendments to HKFRSs	Annual Improvements to HKFRSs 2009-2011 Cycle ¹
Amendments to HKFRS 7	Disclosures – Offsetting Financial Assets and Financial Liabilities ¹
Amendments to HKFRS 9 and HKFRS 7	Mandatory Effective Date of HKFRS 9 and Transition Disclosures ³
Amendments to HKFRS 10, HKFRS 11 and HKFRS 12	Consolidated Financial Statements, Joint Arrangements and Disclosure of Interests in Other Entities: Transition Guidance ¹
Amendments to HKFRS 10, HKFRS 12 and HKAS 27	Investment Entities ²
HKFRS 9	Financial Instruments ³
HKFRS 10	Consolidated Financial Statements ¹
HKFRS 11	Joint Arrangements ¹
HKFRS 12	Disclosure of Interests in Other Entities ¹
HKFRS 13	Fair Value Measurement ¹

3. 應用新訂及經修訂之香港財務報告準則(「香港財務報告準則」)(續)

於本期內應用上述香港財務報告準則修訂對本集團於本期及過往年度的財務表現及狀況及／或載於該等綜合財務報表的披露並無重大影響。

已頒布但尚未生效的新訂及經修訂香港財務報告準則

本集團並無提早採用以下已頒布但尚未生效的新訂及經修訂香港財務報告準則：

香港財務報告準則 修訂本	2009年至2011年 週期的香港財務 報告準則的年度 改進 ¹
香港財務報告準則 第7號(修訂本)	披露－抵銷金融資 產及金融負債 ¹
香港財務報告準則 第9號及第7號 (修訂本)	香港財務報告準則 第9號之強制性 生效日期及 過渡披露 ³
香港財務報告準則 第10號、第11號及 第12號 (修訂本)	綜合財務報表、 共同安排及披露 於其他實體的 權益：過渡性指 引 ¹
香港財務報告準則 第10號、第12號及 香港會計準則 第27號(修訂本)	投資實體 ²
香港財務報告準則 第9號	金融工具 ³
香港財務報告準則 第10號	綜合財務報表 ¹
香港財務報告準則 第11號	共同安排 ¹
香港財務報告準則 第12號	披露於其他實體的 權益 ¹
香港財務報告準則 第13號	公允值計量 ¹



3. APPLICATION OF NEW AND REVISED HONG KONG FINANCIAL REPORTING STANDARDS (“HKFRSs”) (CONTINUED)

New and revised HKFRSs issued but not yet effective (Continued)

HKAS 19 (as revised in 2011)	Employee Benefits ¹
HKAS 27 (as revised in 2011)	Separate Financial Statements ¹
HKAS 28 (as revised in 2011)	Investments in Associates and Joint Ventures ¹
Amendments to HKAS 1	Presentation of Items of Other Comprehensive Income ⁴
Amendments to HKAS 32	Offsetting Financial Assets and Financial Liabilities ²
HK(IFRIC) – Int 20	Stripping Costs in the Production Phase of a Surface Mine ¹

- 1 Effective for annual periods beginning on or after 1 January 2013.
- 2 Effective for annual periods beginning on or after 1 January 2014.
- 3 Effective for annual periods beginning on or after 1 January 2015.
- 4 Effective for annual periods beginning on or after 1 July 2012.

3. 應用新訂及經修訂之香港財務報告準則(「香港財務報告準則」)(續)

已頒布但尚未生效的新訂及經修訂香港財務報告準則(續)

香港會計準則第19號	僱員福利 ¹
(於2011年經修訂)	
香港會計準則第27號	獨立財務報表 ¹
(於2011年經修訂)	
香港會計準則第28號	於聯營公司及合資企業的投資 ¹
(於2011年經修訂)	
香港會計準則第1號	其他全面收益項目的呈列 ⁴
(修訂本)	
香港會計準則第32號	抵銷金融資產及金融負債 ²
(修訂本)	
香港(國際財務報告詮釋委員會) – 詮釋第20號	露天礦場生產階段之剝採成本 ¹

- 1 於2013年1月1日或之後開始之年度期間生效。
- 2 於2014年1月1日或之後開始之年度期間生效。
- 3 於2015年1月1日或之後開始之年度期間生效。
- 4 於2012年7月1日或之後開始之年度期間生效。



3. APPLICATION OF NEW AND REVISED HONG KONG FINANCIAL REPORTING STANDARDS (“HKFRSs”) (CONTINUED)

Amendments to HKAS 32 Offsetting Financial Assets and Financial Liabilities and amendments to HKFRS 7 Disclosures – Offsetting Financial Assets and Financial Liabilities

The amendments to HKAS 32 clarify existing application issues relating to the offset of financial assets and financial liabilities requirements. Specifically, the amendments clarify the meaning of “currently has a legally enforceable right of set-off” and “simultaneous realisation and settlement”.

The amendments to HKFRS 7 require entities to disclose information about rights of offset and related arrangements (such as collateral posting requirements) for financial instruments under an enforceable master netting agreement or similar arrangement.

The amendments to HKFRS 7 are effective for the Group for annual period beginning on 1 January 2013 and interim periods within those annual periods. The disclosures should also be provided retrospectively for all comparative periods. However, the amendments to HKAS 32 are not effective until annual period beginning on 1 January 2014, with retrospective application required.

The directors anticipate that the application of these amendments to HKAS 32 and HKFRS 7 will have no material impact on the amounts reported but may result in more disclosures for financial instruments under master netting agreements in the consolidated financial statements.

3. 應用新訂及經修訂之香港財務報告準則(「香港財務報告準則」)(續)

香港會計準則第32號之修訂「抵銷金融資產及金融負債」及香港財務報告準則第7號之修訂「披露－抵銷金融資產及金融負債」

香港會計準則第32號之修訂釐清有關抵銷金融資產及金融負債規定的現有應用問題。特別是，該等修訂釐清「目前有法律權利可抵銷」及「同時變現及清償」的涵義。

香港財務報告準則第7號之修訂規定實體須就可執行的總淨額結算協議或同類安排下的金融工具披露有關抵銷權利及相關安排(如抵押過賬規定)的資料。

香港財務報告準則第7號之修訂本於本集團2013年1月1日開始的年度期間及該等年度期間內的中期期間生效。所有可資比較期間的資料亦須追溯披露。然而，香港會計準則第32號之修訂將於2014年1月1日的年度期間生效，並須追溯應用。

董事預期應用該等香港會計準則第32號及香港財務報告準則第7號之修訂將不會對呈報的金額有顯著影響，但或會需要就該等金融工具的淨額結算總協議在綜合財務報表內作更多的披露。



3. APPLICATION OF NEW AND REVISED HONG KONG FINANCIAL REPORTING STANDARDS (“HKFRSs”) (CONTINUED)

New and revised standards on consolidation, joint arrangements, associates and disclosures

In June 2011, a package of five standards on consolidation, joint arrangements, associates and disclosures was issued, including HKFRS 10, HKFRS 11, HKFRS 12, HKAS 27 (as revised in 2011) and HKAS 28 (as revised in 2011).

Key requirements of these five standards are described below.

HKFRS 10 replaces the parts of HKAS 27 *Consolidated and Separate Financial Statements* that deal with consolidated financial statements. HK(SIC) – Int 12 *Consolidation – Special Purpose Entities* will be withdrawn upon the effective date of HKFRS 10. Under HKFRS 10, there is only one basis for consolidation, that is, control. In addition, HKFRS 10 includes a new definition of control that contains three elements: (a) power over an investee, (b) exposure, or rights, to variable returns from its involvement with the investee, and (c) the ability to use its power over the investee to affect the amount of the investor’s returns. Extensive guidance has been added in HKFRS 10 to deal with complex scenarios.

3. 應用新訂及經修訂之香港財務報告準則(「香港財務報告準則」)(續)

綜合、共同安排、聯營公司及披露的新訂及經修訂準則

於2011年6月，有關綜合、共同安排、聯營公司及披露的五項準則組合頒布，包括香港財務報告準則第10號、香港財務報告準則第11號、香港財務報告準則第12號、香港會計準則第27號(於2011年經修訂)及香港會計準則第28號(於2011年經修訂)。

此五項準則的主要規定概述如下。

香港財務報告準則第10號取代香港會計準則第27號「綜合及獨立財務報表」內有關綜合財務報表部份。香港(常設詮釋委員會)－詮釋第12號「綜合－特殊目的實體」將於香港財務報告準則第10號生效日期被撤銷。根據香港財務報告準則第10號，綜合賬目之唯一基準為控制權。此外，香港財務報告準則第10號包含控制權的新定義，其中包括三個元素：(a)有權控制投資對象；(b)有參與投資對象營運所得浮動回報的承擔或權利；及(c)能夠運用其對投資對象的權力以影響投資者回報金額。香港財務報告準則第10號已就複雜情況之處理方法加入詳細指引。



3. APPLICATION OF NEW AND REVISED HONG KONG FINANCIAL REPORTING STANDARDS (“HKFRSs”) (CONTINUED)

New and revised standards on consolidation, joint arrangements, associates and disclosures (Continued)

HKFRS 11 replaces HKAS 31 *Interests in Joint Ventures*. HKFRS 11 deals with how a joint arrangement of which two or more parties have joint control should be classified. HK(SIC) – Int 13 *Jointly Controlled Entities – Non-monetary Contributions by Venturers* will be withdrawn upon the effective date of HKFRS 11. Under HKFRS 11, joint arrangements are classified as joint operations or joint ventures, depending on the rights and obligations of the parties to the arrangements. In contrast, under HKAS 31, there are three types of joint arrangements: jointly controlled entities, jointly controlled assets and jointly controlled operations. In addition, joint ventures under HKFRS 11 are required to be accounted for using the equity method of accounting, whereas jointly controlled entities under HKAS 31 can be accounted for using the equity method of accounting or proportionate consolidation.

HKFRS 12 is a disclosure standard and is applicable to entities that have interests in subsidiaries, joint arrangements, associates and/or unconsolidated structured entities. In general, the disclosure requirements in HKFRS 12 are more extensive than those in the current standards.

In July 2012, the amendments to HKFRS 10, HKFRS 11 and HKFRS 12 were issued to clarify certain transitional guidance on the application of these five HKFRSs for the first time.

3. 應用新訂及經修訂之香港財務報告準則(「香港財務報告準則」)(續)

綜合、共同安排、聯營公司及披露的新訂及經修訂準則(續)

香港財務報告準則第11號取代香港會計準則第31號「於合資企業的權益」。香港財務報告準則第11號訂明由兩個或以上團體擁有共同控制權的共同安排應如何分類。香港(常設詮釋委員會)－詮釋第13號「共同控制實體－合資企業的非貨幣性投入」於香港財務報告準則第11號生效日期被撤銷。根據香港財務報告準則第11號，共同安排歸類為合營業務或合資企業，具體視乎各方於該等安排下的權利及責任而釐定。相反，根據香港會計準則第31號，共同安排分為三個不同類別：共同控制實體、共同控制資產及共同控制業務。此外，根據香港財務報告準則第11號，合資企業須採用權益會計法入賬，但根據香港會計準則第31號，共同控制實體可採用權益會計法或比例綜合會計法入賬。

香港財務報告準則第12號為一項披露準則，適用於附屬公司、共同安排、聯營公司及／或未綜合結構實體擁有權益的實體。整體而言，香港財務報告準則第12號所載的披露規定較現行準則所規定者更為全面。

於2012年7月，香港財務報告準則第10號、香港財務報告準則第11號及香港財務報告準則第12號(修訂本)已獲頒布，以首次澄清應用此五項香港財務報告準則的若干過渡指引。



3. APPLICATION OF NEW AND REVISED HONG KONG FINANCIAL REPORTING STANDARDS (“HKFRSs”) (CONTINUED)

New and revised standards on consolidation, joint arrangements, associates and disclosures (Continued)

These five standards, together with the amendments relating to the transitional guidance, are effective for the Group for annual period beginning on 1 January 2013. The directors reviewed and assessed the legal form and terms of the contractual arrangements in relation to the Group’s investment in joint arrangement. The directors concluded that the adoption of HKFRS 11 has no significant impact on the consolidated financial statements.

The directors anticipate that the application of remaining four standards will not have a significant impact on amounts and classifications reported in the consolidated financial statements.

HKAS 19 (as revised in 2011) Employee Benefits

The amendments to HKAS 19 change the accounting for defined benefit plans and termination benefits. The most significant change relates to the accounting for changes in defined benefit obligations and plan assets. The amendments require the recognition of changes in defined benefit obligations and in the fair value of plan assets when they occur, and hence eliminate the ‘corridor approach’ permitted under the previous version of HKAS 19 and accelerate the recognition of past service costs. The amendments require all actuarial gains and losses to be recognised immediately through other comprehensive income in order for the net pension asset or liability recognised in the consolidated statement of financial position to reflect the full value of the plan deficit or surplus. Furthermore, the interest cost and expected return on plan assets used in the previous version of HKAS 19 are replaced with a ‘net-interest’ amount, which is calculated by applying the discount rate to the net defined benefit liability or asset.

3. 應用新訂及經修訂之香港財務報告準則(「香港財務報告準則」)(續)

綜合、共同安排、聯營公司及披露的新訂及經修訂準則(續)

該等五項準則連同過渡指引的修訂將於本集團2013年1月1日開始的年度期間生效。董事審閱並評估本集團於共同安排投資的合約安排之法律形式及條款。董事認為採納香港財務報告準則第11號對綜合財務報表並無重大影響。

董事預期，應用其餘四項準則將不會對綜合財務報表所呈報的金額及分類造成重大影響。

香港會計準則第19號(於2011年經修訂)「僱員福利」

香港會計準則第19號(修訂本)改變界定利益計劃及終止福利之會計處理方式。最重大的轉變與界定利益承擔及計劃資產的會計處理方式有關。該修訂規定於界定利益承擔及計劃資產的公允值出現轉變時予以確認，及因此取消香港會計準則第19號過往版本允許的「緩衝區法」，並加速確認過往服務成本。此修訂規定所有精算估值盈虧須即時透過其他全面收益確認，以令於綜合財務狀況表確認之淨退休金資產或負債可反映計劃虧絀或盈餘之全面價值。此外，香港會計準則第19號前版本所用的計劃資產利息成本及預期回報會以「淨利息」金額取代，該金額透過以貼現率方式計算界定利益負債或資產的淨額。



3. APPLICATION OF NEW AND REVISED HONG KONG FINANCIAL REPORTING STANDARDS (“HKFRSs”) (CONTINUED)

HKAS 19 (as revised in 2011) Employee Benefits (Continued)

The amendments to HKAS 19 are effective for the Group for annual period beginning on 1 January 2013 and require retrospective application. Currently, the actuarial gains and losses are recognised in profit or loss. The directors anticipate that the application of the amendments to HKAS 19 will change the accounting policies to recognise actuarial gains and losses to other comprehensive income. In addition, net interest will be calculated by applying the discount rate to the net defined benefit asset. But the directors consider the application will have no material impact on the amounts reported in respect of the Groups' defined benefit plans.

Amendments to HKAS 1 Presentation of Items of Other Comprehensive Income

The amendments to HKAS 1 *Presentation of Items of Other Comprehensive Income* introduce new terminology for the statement of comprehensive income and income statement. Under the amendments to HKAS 1, a 'statement of comprehensive income' is renamed as a 'statement of profit or loss and other comprehensive income'. The amendments to HKAS 1 also require items of other comprehensive income to be grouped into two categories: (a) items that will not be reclassified subsequently to profit or loss; and (b) items that may be reclassified subsequently to profit or loss when specific conditions are met. Income tax on items of other comprehensive income is required to be allocated on the same basis – the amendments do not change the option to present items of other comprehensive income either before tax or net of tax.

The amendments to HKAS 1 are effective for the Group for annual period beginning on 1 January 2013. The presentation of items of other comprehensive income will be modified accordingly when the amendments are applied.

3. 應用新訂及經修訂之香港財務報告準則(「香港財務報告準則」)(續)

香港會計準則第19號(於2011年經修訂)「僱員福利」(續)

香港會計準則第19號(修訂本)於本集團2013年1月1日開始的年度期間生效，並規定追溯應用。現時精算盈虧會於損益確認。董事預期，應用香港會計準則第19號(修訂本)將變更將精算盈虧確認於其他全面收益的會計政策。此外，淨利息乃按界定利益淨資產之折現率計算。董事認為，此應用不會對就本集團界定利益計劃呈報的金額造成任何重大影響。

香港會計準則第1號(修訂本)「其他全面收益項目的呈列」

香港會計準則第1號(修訂本)「其他全面收益項目的呈列」引入全面收益表及收益表之新專門用語。根據香港會計準則第1號(修訂本)，「全面收益表」更名為「損益及其他全面收益表」。香港會計準則第1號(修訂本)亦規定其他全面收益項目歸類成兩個類別：(a)其後不會重新分類至損益之項目；及(b)當符合特定條件時，其後可能會重新分類至損益之項目。其他全面收益項目之所得稅須根據相同基礎分配—該等修訂並無更改以除稅前或扣除稅項後之方式呈列其他全面收益項目之選擇。

香港會計準則第1號(修訂本)於本集團2013年1月1日開始的年度期間生效。其他全面收益項目的呈列將於應用此等修訂時據此修改。



3. APPLICATION OF NEW AND REVISED HONG KONG FINANCIAL REPORTING STANDARDS (“HKFRSs”) (CONTINUED)

The directors of the Company anticipate that the application of the other new or revised HKFRSs will have no material impact on the consolidated financial statements.

4. SIGNIFICANT ACCOUNTING POLICIES

The consolidated financial statements have been prepared in accordance with Hong Kong Financial Reporting Standards issued by the HKICPA. In addition, the consolidated financial statements include applicable disclosures required by the Listing Rules and by the Hong Kong Companies Ordinance.

The consolidated financial statements have been prepared on the historical cost basis except for the derivative financial instruments that are measured at fair values, as explained in the accounting policies set out below. Historical cost is generally based on the fair value of the consideration given in exchange for goods.

The principal accounting policies are set out below.

Basis of consolidation

The consolidated financial statements incorporate the financial statements of the Company and entities controlled by the Company (its subsidiaries). Control is achieved where the Company has the power to govern the financial and operating policies of an entity so as to obtain benefits from its activities.

Income and expenses of subsidiaries acquired or disposed of during the period/year are included in the consolidated statement of comprehensive income from the effective date of acquisition and up to the effective date of disposal, as appropriate.

3. 應用新訂及經修訂之香港財務報告準則(「香港財務報告準則」)(續)

本公司董事預期應用其他新訂或經修訂香港財務報告準則對綜合財務報表並無重大影響。

4. 主要會計政策

綜合財務報表乃根據香港會計師公會頒布之香港財務報告準則編製。此外，綜合財務報表包括上市規則及香港公司條例規定之適用披露資料。

綜合財務報表按歷史成本法編製，惟按公允值計量之衍生金融工具除外，詳見下文之會計政策。歷史成本一般按照交換貨物所付代價之公允值。

主要會計政策載列如下：

綜合賬目基準

綜合財務報表包括本公司及本公司控制之實體(附屬公司)的財務報表。當本公司有權力操縱某實體之財政及經營政策以藉其業務之中獲益，將視為擁有控制權。

於期／年內收購或出售之附屬公司之收入及支出，自實際收購日期起及實際出售日期止(視適用情況而定)已列入綜合全面收益表內。



4. SIGNIFICANT ACCOUNTING POLICIES (CONTINUED)

Basis of consolidation (Continued)

Where necessary, adjustments are made to the financial statements of subsidiaries to bring their accounting policies into line with those used by other members of the Group.

All intra-group transactions, balances, income and expenses are eliminated in full on consolidation.

Jointly controlled entity

Joint venture arrangements that involve the establishment of a separate entity in which venturers have joint control over the economic activity of the entity are referred to as jointly controlled entities.

The results and assets and liabilities of jointly controlled entities are incorporated in the consolidated financial statements using the equity method of accounting. Under the equity method, investments in jointly controlled entities are initially recognised in the consolidated statement of financial position at cost and thereafter to recognise in the Group's share of the profit or loss and other comprehensive income of the jointly controlled entities. When the Group's share of losses of a jointly controlled entity equals or exceeds its interest in that jointly controlled entity (which includes any long-term interests that, in substance, form part of the Group's net investment in the jointly controlled entity), the Group discontinues recognising its share of further losses. Additional losses are recognised only to the extent that the Group has incurred legal or constructive obligations or made payments on behalf of that jointly controlled entity.

4. 主要會計政策(續)

綜合賬目基準(續)

倘需要，將會就附屬公司之財務報表作出調整，致使其會計政策與本集團其他成員公司所採用者貫徹一致。

所有集團內交易，結餘，收入及支出已於綜合賬目時全部對銷。

共同控制實體

合營企業安排涉及成立獨立實體，而當中各經營方對該實體之經濟活動擁有共同控制權者乃列作共同控制實體。

共同控制實體之業績及資產與負債乃按權益會計法列入綜合財務報表內。根據權益法，於共同控制實體之投資乃初步按成本於綜合財務狀況表列賬，就本集團應佔該共同控制實體之損益及其他全面收益後調整，於綜合財務狀況表確認。當本集團應佔共同控制實體之虧損相等於或超出其於該共同控制實體之權益(即包括任何長期權益，實質上為部分本集團於該共同控制實體之投資淨額)，則本集團不再確認其應佔之進一步虧損。僅會於本集團已產生法定或推定責任或代表該共同控制實體支付款項之情況下，方會確認額外虧損。



4. SIGNIFICANT ACCOUNTING POLICIES (CONTINUED)

Jointly controlled entity (Continued)

The financial statements of jointly controlled entity used for equity accounting purposes are prepared using uniform accounting policies as those of the Group for like transactions and events in similar circumstances.

The requirements of HKAS 39 are applied to determine whether it is necessary to recognise any impairment loss with respect to the Group's investment in a jointly controlled entity. When necessary, the entire carrying amount of the investment (including goodwill) is tested for impairment in accordance with HKAS 36 Impairment of Assets as a single asset by comparing its recoverable amount (higher of value in use and fair value less costs to sell) with its carrying amount. Any impairment loss recognised forms part of the carrying amount of the investment. Any reversal of that impairment loss is recognised in accordance with HKAS 36 to the extent that the recoverable amount of the investment subsequently increases.

When a group entity transacts with its jointly controlled entity, profits and losses resulting from the transactions with the jointly controlled entity are recognised in the Group's consolidated financial statements only to the extent of interests in the jointly controlled entity that are not related to the Group.

Revenue recognition

Revenue is measured at the fair value of the consideration received or receivable and represents amounts receivable for goods sold and service provided in the normal course of business, net of discounts and sales related taxes.

4. 主要會計政策(續)

共同控制實體(續)

按權益法核算的共同控制實體的財務報表乃採用本集團在類似情況就類似交易及事件所採用的統一會計政策而編製。

應用香港會計準則第39號的規定，以釐定本集團於共同控制實體之投資確認任何減值虧損。如需要，投資全數賬面值(包括商譽)根據香港會計準則第36號「資產減值」作為單一資產作減值測試，方法為將賬面值與可收回金額(使用價值及公允值之較高者減出售成本)加以比較。任何已確認之減值虧損構成該投資賬面值的一部分。倘該投資之可收回金額其後增加，則根據香港會計準則第36號確認該減值虧損之撥回。

當集團實體與其共同控制實體進行交易時，與共同控制實體交易中的損益會在集團之綜合財務報表確認，但僅限於共同控制實體之權益與本集團無關。

收入確認

收入乃按已收或應收代價之公允值計算，並指於日常業務過程中銷售貨品及提供服務之應收金額，減去折扣及銷售相關稅項後計算。



4. SIGNIFICANT ACCOUNTING POLICIES (CONTINUED)

Revenue recognition (Continued)

Revenue from the sale of goods is recognised when the goods are delivered and titles have passed, at which time all the following conditions are satisfied:

- the Group has transferred to the buyer the significant risks and rewards of ownership of the goods;
- the Group retains neither continuing managerial involvement to the degree usually associated with ownership nor effective control over the goods sold;
- the amount of revenue can be measured reliably;
- it is probable that the economic benefits associated with the transaction will flow to the Group; and
- the costs incurred or to be incurred in respect of the transaction can be measured reliably.

Interest income from a financial asset is recognised when it is probable that the economic benefits will flow to the Group and the amount of income can be measured reliably. Interest income from a financial asset is accrued on a time basis, by reference to the principal outstanding and at the effective interest rate applicable, which is the rate that exactly discounts the estimated future cash receipts through the expected life of the financial asset to that asset's net carrying amount on initial recognition.

Income from supply of steam and electricity is recognised upon the provision of the steam and electricity.

Income from the rendering of wharf cargo handling services is recognised in the period in which the services are provided.

4. 主要會計政策(續)

收入確認(續)

銷售貨品收入於貨品交付、所有權轉移並達致以下全部條件時確認：

- 本集團將商品所有重大風險或回報之擁有權已轉讓予買方；
- 本集團既沒有保留通常與所有權相聯系的繼續管理權，也沒有對已出售貨品實施有效控制；
- 營業額金額能可靠地計量；
- 相關的經濟利益很可能流入本集團；及
- 相關的已發生或將發生的成本能夠可靠地計量。

金融資產之利息收入於其經濟效益將可能流入本集團而其收入金額能可靠地計量時確認。金融資產之利息收入乃以時間為基準按未償還本金及適用實際利率累計，而實際利率為透過金融資產之預期可用年期將估計日後所收現金實際折讓至該資產於初始確認時之賬面淨值之比率。

供應蒸汽及電力之收入於提供蒸汽及電力時確認。

自提供處理碼頭貨物服務之收入於提供該服務之期間確認。



4. SIGNIFICANT ACCOUNTING POLICIES (CONTINUED)

Property, plant and equipment

Property, plant and equipment, including buildings, held for use in the production of goods or for administrative purposes, other than construction in progress, are stated in the consolidated statement of financial position at cost less subsequent accumulated depreciation and accumulated impairment losses, if any.

Depreciation is recognised so as to write off the cost of items of property, plant and equipment other than construction in progress less their residual values over their estimated useful lives, using the straight-line method. The estimated useful lives, residual values and depreciation method are reviewed at the end of each reporting period, with the effect of any changes in estimate accounted for on a prospective basis.

Properties in the course of construction for production or administrative purposes are carried at cost, less any recognised impairment loss. Costs include professional fees and, for qualifying assets, borrowing costs capitalised in accordance with the Group's accounting policy. Such properties are classified to the appropriate category of property, plant and equipment when completed and ready for intended use. Depreciation of these assets, on the same basis as other property assets, commences when the assets are ready for their intended use.

An item of property, plant and equipment is derecognised upon disposal or when no future economic benefits are expected to arise from the continued use of the asset. Any gain or loss arising on the disposal or retirement of an item of property, plant and equipment is determined as the difference between the sales proceeds and the carrying amount of the asset and is recognised in profit or loss.

4. 主要會計政策(續)

物業、廠房及設備

除在建工程外，物業、廠房及設備(包括持有作貨物生產或行政用途的樓宇)乃按成本減累計折舊及累計減值虧損(如有)列入綜合財務狀況表。

物業、廠房及設備(在建中除外)之折舊乃按其估計可使用年期，於計及其估計剩餘價值後，以直線法撇銷其成本。估計可使用年期、剩餘價值及折舊方法於各報告期間結束當日予以檢討，估計如有任何變動，在日後入賬。

為生產或行政用途之在建中物業，按成本減任何已確認之減值虧損列賬。成本包括專業費用及合資格資產之借貸成本，按照本集團的會計政策進行資本化。該等物業完工並可投入擬定用途時，則會分類至合適的物業、廠房及設備類別。該等資產計提折舊的基準與其他物業資產相同，即在資產可投入擬定用途時開始計提折舊。

物業、廠房及設備項目於出售時或當繼續使用該資產預期不會產生任何日後經濟效益時取消確認。出售或報廢一項物業、廠房及設備，按其出售所得款項與該資產賬面值間之差額計算盈虧，並計入損益。



4. SIGNIFICANT ACCOUNTING POLICIES (CONTINUED)

Leasing

Leases are classified as finance leases whenever the terms of the lease transfer substantially all the risks and rewards of ownership to the lessee. All other leases are classified as operating leases.

The Group as lessor

Rental income from operating leases is recognised in profit or loss on a straight-line basis over the term of relevant lease.

The Group as lessee

Operating lease payments are recognised as an expense on a straight-line basis over the lease term, except where another systematic basis is more representative of the time pattern in which economic benefits from the leased asset are consumed.

Leasehold land and buildings

When a lease includes both land and building elements, the Group assesses the classification of each element as a finance or an operating lease separately based on the assessment as to whether substantially all the risks and rewards incidental to ownership of each element have been transferred to the Group, unless it is clear that both elements are operating leases, in which case the entire lease is classified as an operating lease. Specifically, the minimum lease payments (including any lump-sum upfront payments) are allocated between the land and the building elements in proportion to the relative fair values of the leasehold interests in the land element and building element of the lease at the inception of the lease.

To the extent the allocation of the lease payments can be made reliably, interest in leasehold land that is accounted for as an operating lease is presented as "prepaid lease payments" in the consolidated statement of financial position and is amortised over the lease term on a straight-line basis.

4. 主要會計政策(續)

租賃

凡租賃之條款規定擁有權所附帶之一切風險及回報實質上轉移至承租者，該租賃即歸類為融資租賃。其他租賃全部列作經營租賃。

集團作為出租人

經營租賃產生之租金收入按直線法於相關租賃期內在損益確認。

集團作為承租人

經營租賃款項乃按租賃年期以直線法確認，除有其他系統化基準更能反映租賃資產所產生的經濟利益則除外。

租賃土地及樓宇

當租賃包括土地及樓宇部份時，本集團以評估與各部份擁有權有關的絕大部份風險及回報是否已轉移至本集團為基礎，評估如何將各部份分類為融資或經營租賃，除非肯定兩部份均為經營租賃，則於該情況下，整項租賃乃分類為經營租賃。尤其，最低租賃款項(包括任何一次性預付款項)乃以租約開始時，於土地及樓宇部份之間進行分配，比例為以租賃權益於土地部份及樓宇部份的相對公允值而定。

倘租賃款項能夠可靠分配時，則入賬列作經營租賃的租賃土地權益乃於綜合財務狀況表列作「預付租賃款項」，並以直線法於租期內攤銷。



4. SIGNIFICANT ACCOUNTING POLICIES (CONTINUED)

Leasing (Continued)

Prepaid lease payments

Prepaid lease payments represent the up-front operating lease payments to lease medium-term leasehold land interests in the People's Republic of China (the "PRC") and Vietnam and are charged to the profit or loss in the consolidated statement of comprehensive income on a straight-line basis over the term of the relevant leases.

Foreign currencies

In preparing the financial statements of each individual group entity, transactions in currencies other than the functional currency of that entity (foreign currencies) are recorded in the respective functional currency (i.e. the currency of the primary economic environment in which the entity operates) at the rates of exchanges prevailing on the dates of the transactions. At the end of the reporting period, monetary items denominated in foreign currencies are retranslated at the rates prevailing at that date. Non-monetary items that are measured in terms of historical cost in a foreign currency are not retranslated.

Exchange differences arising on the settlement of monetary items, and on the retranslation of monetary items, are recognised in profit or loss in the period in which they arise, except for exchange differences arising on a monetary item that forms part of the Company's net investment in a foreign operation, in which case, such exchange differences are recognised in other comprehensive income and accumulated in equity and will be reclassified from equity to profit or loss on disposal of the foreign operation.

4. 主要會計政策(續)

租賃(續)

預付租賃款項

預付租賃款項指租用位於中華人民共和國(「中國」)及越南以中期租賃所持土地權益而需預付之經營租賃款項，並於相關租賃期內以直線法計入綜合全面收益表損益內。

外幣

於編製各個別集團實體之財務報表時，以該實體功能貨幣以外之貨幣(外幣)進行之交易均按交易日期之適用匯率換算為相關功能貨幣(即該實體經營所在主要經濟活動之貨幣)記賬。於報告期末，以外幣定值之貨幣項目均按結算日之適用匯率重新換算。非貨幣項目按外幣過往成本計量而毋須重新換算。

結算貨幣項目及重新換算貨幣項目所產生之匯兌差額於其產生期間於損益內確認。惟產生匯兌差額之貨幣項目乃本公司海外業務淨投資的一部份則除外，在此情況下，該等匯兌差額於其他全面收益確認及於權益中累計，及於出售海外業務時將其由權益重新分類至損益。



4. SIGNIFICANT ACCOUNTING POLICIES (CONTINUED)

Foreign currencies (Continued)

For the purposes of presenting the consolidated financial statements, the assets and liabilities of the Group's foreign operations are translated into the presentation currency of the Group (i.e. HK\$) using exchange rates prevailing at the end of each reporting period. Income and expenses items are translated at the average exchange rates for the period/year, unless exchange rates fluctuate significantly during the period/year, in which case, the exchange rates prevailing at the dates of transactions are used. Exchange differences arising, if any, are recognised in other comprehensive income and accumulated in equity under the heading of translation reserve.

Borrowing costs

Borrowing costs directly attributable to the acquisition, construction or production of qualifying assets, which are assets that necessarily take a substantial period of time to get ready for their intended use or sale, are added to the cost of those assets until such time as the assets are substantially ready for their intended use or sale.

All other borrowing costs are recognised in profit or loss in the period/year in which they are incurred.

Government grants

Government grants are not recognised until there is reasonable assurance that the Group will comply with the conditions attaching to them and that the grants will be received.

Government grants that are receivable as compensation for expenses or losses already incurred or for the purpose of giving immediate financial support to the Group with no future related costs are recognised in profit or loss in the period in which they become receivable.

4. 主要會計政策(續)

外幣(續)

就呈列綜合財務報表而言，本集團海外經營業務之資產及負債乃採用報告期末當日之匯率換算為本集團之列賬貨幣(即港元)，而收入及支出項目乃按該期間／年度之平均匯率進行換算，除非匯率於該期間／年度內出現大幅波動則作別論，於此情況下，則採用於交易當日之匯率。所產生之匯兌差額(如有)乃於其他全面收益確認及於滙兌儲備項下累計權益。

借貸成本

與購置、建造或生產合資格資產(需一段長時間方可作擬定用途或可供銷售的資產)直接有關之借貸成本均加至該等資產之成本，直至該等資產大致可作其擬定用途或可供銷售為止。

所有其他借貸成本均於產生期間／年度於損益中確認。

政府資助

本集團在獲得合理保證將遵守政府資助附帶的條件及將會收到政府資助前，不會確認政府資助。

應收之政府補助乃作為已產生開支或虧損之補助或對本集團的實時財政資助而並無日後相關成本，應收補助於其產生期間在損益中確認。



4. SIGNIFICANT ACCOUNTING POLICIES (CONTINUED)

Retirement benefit costs

Payments to defined contribution retirement benefit plans, state-managed retirement benefit scheme and the Mandatory Provident Fund Scheme (the "MPF Scheme") are recognised as an expense when the employees have rendered the services entitling them to the contributions.

For defined benefit retirement benefit plans, the cost of providing benefits is determined using the projected unit credit method, with actuarial valuations being carried out at the end of the reporting period. All actuarial gains and losses of the defined benefit plans are recognised as profit or loss in period/year in which they occur.

The retirement benefit assets recognised in the consolidated statement of financial position represent the present value of the defined benefit obligation as reduced by the fair value of the plan assets. Any asset resulting from this calculation is limited to the present value of available refunds from the plan.

Taxation

Income tax expense represents the sum of the tax currently payable and deferred tax.

The tax currently payable is based on taxable profit for the period/year. Taxable profit differs from profit before tax as reported in the consolidated statement of comprehensive income because it excludes items of income or expense that are taxable or deductible in other years and it further excludes items that are never taxable or deductible. The Group's liability for current tax is calculated using tax rates that have been enacted or substantively enacted by the end of the reporting period.

4. 主要會計政策(續)

退休福利成本

界定供款退休福利計劃、國家管理的退休福利計劃及強制性公積金計劃(「強積金計劃」)的供款於僱員提供可使其享有供款之服務時確認為費用。

於報告期末，對界定退休福利計劃而言，提供福利的成本會使用預估單位利益法計算，並每年進行精算估值。界定利益計劃所有精算得益及虧損於其產生期間／年度在損益中確認。

在綜合財務狀況表確認的退休福利資產指已減去計劃資產公允值的界定利益承擔現值。據此計算之任何資產乃受限於計劃之可退回現金之現值。

稅項

利得稅支出指現時應付稅項及遞延稅項的總和。

現時應付稅項乃按期間／年度應課稅盈利計算。應課稅盈利與綜合全面收益表中所報除稅前盈利不同，因為應課稅盈利不包括在其他年度應課稅或可扣稅的收入或開支項目，並且不包括從未課稅及扣稅的項目。本集團之即期稅項負債乃按報告期末已實行或大致上已實行之稅率計算。



4. SIGNIFICANT ACCOUNTING POLICIES (CONTINUED)

Taxation (Continued)

Deferred tax is recognised on temporary differences between the carrying amounts of assets and liabilities in the consolidated financial statements and the corresponding tax base used in the computation of taxable profit. Deferred tax liabilities are generally recognised for all taxable temporary differences. Deferred tax assets are generally recognised for all deductible temporary differences to the extent that it is probable that taxable profits will be available against which those deductible temporary differences can be utilised. Such assets and liabilities are not recognised if the temporary difference arises from the initial recognition of other assets and liabilities in a transaction that affects neither the taxable profit nor the accounting profit.

Deferred tax liabilities are recognised for taxable temporary differences associated with investments in subsidiaries and JCE, except where the Group is able to control the reversal of the temporary difference and it is probable that the temporary difference will not reverse in the foreseeable future. Deferred tax assets arising from deductible temporary differences associated with such investments and interests are only recognised to the extent that it is probable that there will be sufficient taxable profits against which to utilise the benefits of the temporary differences and they are expected to reverse in the foreseeable future.

The carrying amount of deferred tax assets is reviewed at the end of the reporting period and reduced to the extent that it is no longer probable that sufficient taxable profits will be available to allow all or part of the asset to be recovered.

Deferred tax assets and liabilities are measured at the tax rates that are expected to apply in the period/year in which the liability is settled or the asset is realised, based on tax rate (and tax laws) that have been enacted or substantively enacted by the end of the reporting period.

4. 主要會計政策(續)

稅項(續)

遞延稅項乃根據綜合財務報表之資產及負債賬面值與計算應課稅盈利所採用相應稅基的暫時差額而確認。遞延稅項負債一般就所有應課稅暫時差額予以確認。遞延稅項資產一般就所有可扣稅暫時差額確認，惟可能出現可動用可扣稅暫時差額之應課稅盈利者除外。倘若暫時差額乃由初次確認一項不影響應課稅盈利或會計盈利的交易的其他資產及負債所引起，則有關資產及負債不予確認。

遞延稅項負債一般就與附屬公司及共同控制實體權益而引致之應課稅暫時差額而確認，惟若本集團可控制暫時差額之撥回及暫時差額有可能不會於可見將來之撥回之情況則除外。與該等投資及權益相關的可扣減暫時差額所產生的遞延稅項資產，僅在按可能出現可利用暫時差額扣稅之應課稅盈利時，並預期於可見將來回撥。

遞延稅項資產之賬面值於各報告期間結束當日作檢討，並在沒可能會有足夠應課稅盈利收回全部或部分資產時加以遞減。

根據報告期末已頒布或實際已頒布之稅率(及稅法)，遞延稅項資產及負債按負債清償或資產變現期間／年度預期適用之稅率計量。



4. SIGNIFICANT ACCOUNTING POLICIES (CONTINUED)

Taxation (Continued)

The measurement of deferred tax liabilities and assets reflects the tax consequences that would follow from the manner in which the Group expects, at the end of the reporting period, to recover or settle the carrying amount of its assets and liabilities.

Current and deferred tax are recognised in profit or loss, except when they relate to items that are recognised in other comprehensive income or directly in equity, in which case, the current and deferred tax are also recognised in other comprehensive income or directly in equity respectively.

Inventories

Inventories are stated at the lower of cost and net realisable value. Cost is calculated using the weighted average method. Net realisable value represents the estimated selling price for inventories less all estimated costs of completion and costs necessary to make the sales.

Financial instruments

Financial assets and financial liabilities are recognised in the consolidated statement of financial position when a group entity becomes a party to the contractual provisions of the instrument.

Financial assets and financial liabilities are initially measured at fair value. Transaction costs that are directly attributable to the acquisition or issue of financial assets and financial liabilities (other than financial assets and financial liabilities at fair value through profit or loss) are added to or deducted from the fair value of the financial assets or financial liabilities, as appropriate, on initial recognition. Transaction costs directly attributable to the acquisition of financial assets or financial liabilities at fair value through profit or loss are recognised immediately in profit or loss.

4. 主要會計政策(續)

稅項(續)

遞延稅項負債及資產之計量反映本集團預期於報告期間結束當日將出現的稅務後果，以收回資產或清償負債之賬面值。

即期及遞延稅項於損益確認，惟當其與於其他全面收益確認或直接於權益確認之項目有關時，在此情況下，即期及遞延稅項亦會分別於其他全面收益確認或直接於權益確認。

存貨

存貨按成本或可變現淨值兩者中之較低者入賬。成本按加權平均法計算。可變現淨值指存貨估計售價減估計完成所需之全部成本以及銷售所需之成本。

金融工具

當集團實體成為工具訂約條文之訂約方時，金融資產及金融負債於綜合財務狀況表確認。

金融資產及金融負債初步按公允值計量。因收購或發行金融資產及金融負債(按公允值計入損益之金融資產及金融負債除外)而直接應佔之交易成本於初步確認時，按適用情況加入或扣自該項金融資產或金融負債之公允值。因收購按公允值計入損益之金融資產及金融負債而直接應佔之交易成本即時於損益確認。



4. SIGNIFICANT ACCOUNTING POLICIES (CONTINUED)

Financial instruments (Continued)

Financial assets

The Group's financial assets are classified into one of the two categories, including loans and receivables and financial assets at fair value through profit or loss. The classification depends on the nature and purpose of the financial assets and is determined at the time of initial recognition.

Effective interest method

The effective interest method is a method of calculating the amortised cost of a financial asset and of allocating interest income over the relevant period. The effective interest rate is the rate that exactly discounts estimated future cash receipts (including all fees paid or received that form an integral part of the effective interest rate, transaction costs and other premiums or discounts) through the expected life of the financial asset, or, where appropriate, a shorter period, to the net carrying amount on initial recognition.

Interest income is recognised on an effective interest basis for debt instruments.

Financial assets at fair value through profit or loss

The Group's financial assets classified as financial assets at fair value through profit or loss are derivatives that are not designated as hedging instruments.

Financial assets at fair value through profit or loss are measured at fair value, with changes in fair value arising from remeasurement recognised directly in profit or loss in the period in which they arise. The net gain or loss recognised in profit or loss excludes any interest earned on the financial assets and is included in the net gain or loss from fair value changes of derivative financial instruments line item in the consolidated statement of comprehensive income.

4. 主要會計政策(續)

金融工具(續)

金融資產

本集團之金融資產分為兩個類別其中之一：包括貸款及應收賬款和按公允值列賬及計入損益之金融資產。分類視乎金融資產性質及目的而定，在初始確定時釐定。

實際利率法

實際利率法是一種計算金融資產攤銷成本與分派利息收入到相關期間之方法。實際利率是以精確將金融資產可使用年期或(如適用)更短期間估計未來現金收入(包括所有已付或已收並構成實際利率整體之費用、交易成本及其他溢價或折讓)折現至初步確認時之賬面淨值之折現比率。

債務工具之利息收入按實際利率基準確認。

按公允值計入損益之金融資產

本集團分類為按公允值計入損益之金融資產為一種並不能作為指定對沖工具之衍生工具。

按公允值計入損益之金融資產以公允值計量，因重新計量而產生的公允值變動在出現期間直接在損益確認。於損益確認之淨收益或虧損並不包括金融資產所賺取之任何利息及已包含在綜合全面收益表之衍生金融工具公允值變動淨收益或虧損之項目內。



4. SIGNIFICANT ACCOUNTING POLICIES (CONTINUED)

Financial instruments (Continued)

Financial assets (Continued)

Loans and receivables

Loans and receivables are non-derivative financial assets with fixed or determinable payments that are not quoted in an active market. Subsequent to initial recognition, loans and receivables (including loan to a JCE, trade and other receivables, amounts due from related companies, restricted bank deposits and bank balances and cash) are carried at amortised cost using the effective interest method, less any identified impairment losses (see accounting policy on impairment of financial assets below).

Impairment of loans and receivables

Loans and receivables, other than those at fair value through profit or loss, are assessed for indicators of impairment at the end of the reporting period. Loans and receivables are considered to be impaired where there is objective evidence that, as a result of one or more events that occurred after the initial recognition, the estimated future cash flows have been affected.

Objective evidence of impairment could include:

- significant financial difficulty of the issuer or counterparty; or
- breach of contract, such as default or delinquency in interest and principal payments; or
- it becoming probable that the borrower will enter bankruptcy or financial re-organisation.

4. 主要會計政策(續)

金融工具(續)

金融資產(續)

貸款及應收款項

貸款及應收款項為在活躍市場上並無報價而具有固定或釐定付款之非衍生金融資產。於初次確認後，貸款及應收賬款(包括共同控制實體貸款、應收貿易及其他賬款、應收關連公司款項、受限制銀行存款以及銀行結餘及現金)以實際利率法，按攤銷成本減任何已識別減值虧損入賬(請參閱下文有關金融資產減值之會計政策)。

貸款及應收款項減值

貸款及應收款項(按公允值計入損益的除外)於報告期末評估是否有減值跡象。倘出現客觀證據，於初步確認後產生之一項或多項事件令估計未來現金流量受到影響，則貸款及應收款項會被考慮減值。

減值之客觀證據可能包括：

- 發行人或對手方存在嚴重財政困難；或
- 違反合約，如拒付或拖欠支付利息及本金；或
- 借款人有可能破產或進行財務重組。



4. SIGNIFICANT ACCOUNTING POLICIES (CONTINUED)

Financial instruments (Continued)

Financial assets (Continued)

Impairment of loans and receivables (Continued)

For certain categories of loans and receivables, such as trade receivables, assets that are assessed not to be impaired individually are, in addition, assessed for impairment on a collective basis. Objective evidence of impairment for a portfolio of receivables could include the Group's past experience of collecting payments, an increase in the number of delayed payments in the portfolio past the average credit period of 45 to 90 days, observable changes in national or local economic conditions that correlate with default on receivables.

The amount of the impairment loss recognised is the difference between the carrying amount and the present value of the estimated future cash flows discounted at the original effective interest rate.

The carrying amount is reduced by the impairment loss directly for all loans and receivables with the exception of trade receivables, where the carrying amount is reduced through the use of an allowance account. Changes in the carrying amount of the allowance account are recognised in profit or loss. When a trade receivable is considered uncollectible, it is written off against the allowance account. Subsequent recoveries of amounts previously written off are credited to profit or loss.

If, in a subsequent period, the amount of impairment loss decreases and the decrease can be related objectively to an event occurring after the impairment losses was recognised, the previously recognised impairment loss is reversed through profit or loss to the extent that the carrying amount of the asset at the date the impairment is reversed does not exceed what the amortised cost would have been had the impairment not been recognised.

4. 主要會計政策(續)

金融工具(續)

金融資產(續)

貸款及應收款項減值(續)

就若干類別的貸款及應收款項(如貿易應收賬款)而言,經評估不會單獨作出減值並會彙集一併評估減值。應收賬款組合出現減值的客觀證據包括本集團過往收款經驗、組合內逾期還款超過平均信貸期45至90天之數目上升、國家或地區經濟狀況出現明顯變動導致應收賬款未能償還。

減值虧損金額乃按資產賬面值與按原有實際利率貼現之估計未來現金流量現值之差額確認。

所有貸款及應收款項的減值虧損會直接於賬面值中作出扣減,惟貿易應收賬款除外,其賬面值會透過撥備賬作出扣減。撥備賬內的賬面值變動會於損益中確認。當貿易應收賬款被視為不可收回時,其將於撥備賬內撇賬。於其後收回先前已撇賬的款項將計入損益。

倘於隨後期間減值虧損的數額減少,而此項減少可客觀地與確認減值虧損後的某一事件聯繫,則先前確認的減值虧損於損益中予以撥回,惟於撥回減值當日的資產賬面值不得超逾未確認減值時的攤銷成本。



4. SIGNIFICANT ACCOUNTING POLICIES (CONTINUED)

Financial instruments (Continued)

Financial liabilities and equity instruments

Debt and equity instruments issued by a group entity are classified as either financial liabilities or as equity in accordance with the substance of the contractual arrangements and the definitions of a financial liability and an equity instrument.

Equity instrument

An equity instrument is any contract that evidences a residual interest in the assets of the Group after deducting all of its liabilities. Equity instruments issued by the Company are recognised at the proceeds received, net of direct issue costs.

Effective interest method

The effective interest method is a method of calculating the amortised cost of a financial liability and of allocating interest expense over the relevant period. The effective interest rate is the rate that exactly discounts estimated future cash payments (including all fees and points paid or received that form an integral part of the effective interest rate, transaction costs and other premiums or discounts) through the expected life of the financial liability, or, where appropriate, a shorter period, to the net carrying amount on initial recognition.

Interest expense is recognised on an effective interest basis.

Financial liabilities at fair value through profit or loss

The Group's financial liabilities classified as at fair value through profit or loss are derivatives that are not designated as hedging instruments.

Financial liabilities at fair value through profit or loss are measured at fair value, with changes in fair value arising on remeasurement recognised directly in profit or loss in the period in which they arise. The net gain or loss is included in the net gain or loss from fair value changes of derivative financial instruments line item in profit or loss.

4. 主要會計政策(續)

金融工具(續)

金融負債及權益工具

集團實體發行之債務及權益工具按所訂立之合約安排性質，以及金融負債及權益工具之定義而分類。

權益工具

權益工具為證明本集團資產剩餘權益(經扣除其所有負債)之任何合約。本公司發行的權益工具按收取所得款項減直接發行成本確認。

實際利率法

實際利率法是一種計算金融負債攤銷成本與分派利息支出到相關期間之方法。實際利率為透過金融負債之預測使用年期，或較短期間(如適用)將估計日後現金支出(包括所有已付或已收構成實際利率之費用及點子、交易成本及其他溢價或折讓)實際貼現至初始確認時的賬面淨值。

利息支出乃按實際利率基準確認。

按公允值計入損益之金融負債

本集團金融負債分類為按公允值計入損益之金融負債，為一種並不能作為指定對沖工具之衍生工具。

按公允值計入損益之金融負債以公允值計量，因重新計量之公允值變動在出現期間直接在損益確認。淨收益或虧損已包含在損益賬衍生金融工具公允值變動淨收益或虧損之項目內。



4. SIGNIFICANT ACCOUNTING POLICIES (CONTINUED)

Financial instruments (Continued)

Financial liabilities and equity instruments (Continued)

Other financial liabilities

Other financial liabilities including trade and other payables, amounts due to related companies, amount due to a substantial shareholder and bank borrowings are subsequently measured at amortised cost, using the effective interest rate method.

Derivative financial instruments

Derivatives are initially recognised at fair value at the date a derivative contract is entered into and are subsequently remeasured to their fair value at the end of the reporting period. The resulting gain or loss is recognised in profit or loss immediately.

Derecognition

The Group derecognises a financial asset only when the contractual rights to the cash flows from the asset expire, or when it transfers the financial asset and substantially all the risks and rewards of ownership of the asset to another entity.

On derecognition of a financial asset, the difference between the asset's carrying amount and the sum of the consideration received and receivable is recognised in profit or loss.

The Group derecognises financial liabilities when, and only when, the Group's obligations are discharged, cancelled or expire. The difference between the carrying amount of the financial liability derecognised and the consideration paid and payable is recognised in profit or loss.

4. 主要會計政策(續)

金融工具(續)

金融負債及權益工具(續)

其他金融負債

其他金融負債包括其後以實際利率法按攤銷成本計量之應付貿易及其他賬款、應付關連公司款項、應付主要股東款項及銀行借貸。

衍生金融工具

衍生工具以衍生工具合約簽訂日之公允值作初次確認及其後以報告期間結束當日之公允值重新計量。所產生的收益或虧損將即時於損益內確認。

剔除確認

若從資產收取現金流量之合約權利已到期，或本集團轉讓金融資產及已將其於資產擁有權之絕大部份風險及回報轉移予另一實體，本集團方會剔除確認金融資產。

於剔除確認一項金融資產時，資產賬面值與已收及應收代價之差額，將於損益中確認。

倘於有關合約之責任獲解除、註銷或到期時，本集團方會剔除確認金融負債。剔除確認之金融負債賬面值與已付及應付代價之差額於損益中確認。



4. SIGNIFICANT ACCOUNTING POLICIES (CONTINUED)

Equity-settled share based payment transactions on share options granted to employees

The fair value of services received determined by reference to the fair value of share options granted at the grant date is expensed on a straight-line basis over the vesting period, with a corresponding increase in equity (share options reserve).

At the end of the reporting period, the Group revises its estimates of the number of options that are expected to ultimately vest. The impact of the revision of the original estimates during the vesting period, if any, is recognised in profit or loss such that the cumulative expense reflects the revised estimate, with a corresponding adjustment to share options reserve.

When the share options are exercised, the amount previously recognised in share options reserve will be transferred to share premium. When the share options are forfeited after the vesting date or are still not exercised at the expiry date, the amount previously recognised in share options reserve will be transferred to retained profits.

Impairment losses on assets

At the end of the reporting period, the Group reviews the carrying amounts of its assets with finite useful lives to determine whether there is any indication that those assets have suffered an impairment loss. If any such indication exists, the recoverable amount of the asset is estimated in order to determine the extent of the impairment loss, if any. When it is not possible to estimate the recoverable amount of an individual asset, the Group estimates the recoverable amount of the cash-generating unit to which the asset belongs. Where a reasonable and consistent basis of allocation can be identified, corporate assets are also allocated to individual cash-generating units, or otherwise they are allocated to the smallest group of cash-generating units for which a reasonable and consistent allocation basis can be identified.

4. 主要會計政策(續)

授予僱員購股權以股結算股權支付之交易

所獲服務之公允值乃參考購股權於授出當日之公允值釐定，於歸屬期間以直線法支銷，並於權益中作相應增加(購股權儲備)。

於報告期末，本集團修訂預期最終歸屬之購股權數目估計。在歸屬期內修訂原先估計之影響(如有)，其反映修訂估計之累計費用於損益確認，並對購股權儲備作出相應調整。

購股權獲行使時，過往於購股權儲備中確認之數額將轉移至股本溢價賬。當購股權於有效期間後被註銷或於屆滿日仍未獲行使，過往於購股權儲備中確認之數額將轉移至留存盈利內。

資產減值虧損

於報告期間結束當日，本集團須審閱其有限使用年期之資產的賬面值，以確定是否有任何跡象顯示該等資產出現減值虧損。倘出現任何有關跡象，則估計資產可收回金額，以釐定減值虧損的幅度(如有)。倘不能估計單一資產的可收回金額，則本集團會估計其資產所屬現金產生單位的可收回金額。於可識別合理和一貫分配基準的情況下，企業資產亦會被分配到個別的現金產生單位，否則或會被分配到可合理地及按一貫分配基準而識別的最小的現金產生單位中。



4. SIGNIFICANT ACCOUNTING POLICIES (CONTINUED)

Impairment losses on assets (Continued)

Recoverable amount is the higher of fair value less costs to sell and value in use. In assessing value in use, the estimated future cash flows are discounted to their present value using a pre-tax discount rate that reflects current market assessments of the time value of money and the risks specific to the asset for which the estimates of future cash flows have not been adjusted.

If the recoverable amount of an asset (or a cash-generating unit) is estimated to be less than its carrying amount, the carrying amount of the asset (or a cash-generating unit) is reduced to its recoverable amount. An impairment loss is recognised immediately in profit or loss.

Where an impairment loss subsequently reverses, the carrying amount of the asset (or cash-generating unit) is increased to the revised estimate of its recoverable amount, but so that the increased carrying amount does not exceed the carrying amount that would have been determined had no impairment loss been recognised for the asset (or a cash-generating unit) in prior years. A reversal of an impairment loss is recognised as income immediately.

5. KEY SOURCES OF ESTIMATION UNCERTAINTY

In the application of the Group's accounting policies, which are described in note 4, the directors of the Company are required to make judgements, estimates and assumptions about the carrying amounts of assets and liabilities that are not readily apparent from other sources. The estimates and associated assumptions are based on historical experience and other factors that are considered to be relevant. Actual results may differ from these estimates.

4. 主要會計政策(續)

資產減值虧損(續)

可收回金額為公允值減銷售成本或使用價值之較高者。評估使用價值時，估計未來現金流量乃使用稅前貼現率折現至其貼現值，該貼現率反映目前市場對資金時間值之評估以及估計未來現金流量未經調整之資產的獨立風險。

倘某項資產(或現金產生單位)之可收回金額估計低於其賬面值，則該項資產(或現金產生單位)之賬面值須削減至其可收回金額。減值虧損即時在損益中確認。

倘日後撥回減值虧損，有關資產(或現金產生單位)之賬面值須增加至其經重新估計之可收回金額，惟增加之賬面值不得超出倘有關資產(或現金產生單位)並無於過往年度確認任何減值虧損所應釐定之賬面值。撥回之減值虧損即時確認為收益。

5. 估計不明朗因素之主要來源

於應用本集團之會計政策(載列於附註4)時，本公司之董事須對未能透過其他來源直接確定之資產及負債之賬面值作出判斷、估計及假設。該等估計及相關假設乃建基於過往經驗及其他被視為相關之因素。實際業績可能有別於該等估計。



5. KEY SOURCES OF ESTIMATION UNCERTAINTY (CONTINUED)

The estimates and underlying assumptions are reviewed on an ongoing basis. Revisions to accounting estimates are recognised in the period in which the estimate is revised if the revision affects only that period, or in the period of the revision and future periods if the revision affects both current and future periods.

The following are the key assumptions concerning the future, and other key sources of estimation uncertainty at the end of the reporting period, that have a significant risk of causing a material adjustment to the carrying amounts of assets and liabilities within the next financial year.

Impairment loss on trade receivables and bills receivables

The assessment of the impairment loss on trade receivables and bills receivables of the Group is based on the evaluation of collectability and aging analysis of accounts and on management's judgment. A considerable amount of judgment is required in assessing the ultimate realisation of these receivables, including the current creditworthiness of each customer. If the financial conditions of the Group's customers were to deteriorate, resulting in an impairment of their ability to make payments, additional allowances may be required. Impairment is made based on the estimation of the future cash flow discounted at the original effective rate. As at 31 December 2012, no impairment was made on trade receivables and bills receivables (31 March 2012: HK\$14,849,000). Movement in the allowance of impairment loss described in note 20.

5. 估計不明朗因素之主要來源 (續)

估計及相關假設乃按持續基準被審閱。如對會計估計之修訂僅影響進行修訂之期間，則於該期間確認修訂，或如修訂同時影響目前及未來期間，則於修訂及未來期間確認。

下文是有關未來期間的主要假設以及報告期末之估計不明朗因素之其他主要來源，該等假設及不明朗因素具有會造成在下一個財政年度對資產以及負債的賬面值作出重大調整的重大風險。

應收貿易賬款及應收票款減值虧損

本集團評定應收貿易賬款及應收票據之減值虧損乃基於評估其可收回性及賬目的賬齡分析及管理層的判斷。在評定該等應收款項之最終變現，須作出大量的判斷，包括現行每一客戶的信譽狀況。倘本集團客戶之財務狀況惡化，將導至其付款能力減低，可能須作出額外撥備。減值乃估計未來現金流入以原來實際利率折現作出。於2012年12月31日，並無在應收貿易賬款及應收票據作出減值(2012年3月31日：14,849,000港元)。減值虧損撥備之變動載於附註20。



5. KEY SOURCES OF ESTIMATION UNCERTAINTY (CONTINUED)

Recognition of deferred tax

As at 31 December 2012, no deferred tax liabilities have been recognised on the undistributed profits of the group companies in the PRC as the Group plans to retain those profits in the respective entities for their daily operations and future developments. In case there is a change in such plan, additional tax liabilities will arise, which will be recognised in the profit or loss for the period in which the management intends to declare such profits in the foreseeable future or the Group's future development plan is amended, whichever is earlier.

6. REVENUE AND SEGMENT INFORMATION

Information reported to the Company's executive directors, being the chief operating decision maker (the "CODM"), for the purposes of resource allocation and assessment of segment performance focuses on types of goods delivered. The Group's operating and reportable segments under "HKFRS 8 – Operating Segments" are as follows:

- (i) Packaging paper – Kraft linerboard, test linerboard, coated duplex board, white top linerboard and high strength corrugating medium; and
- (ii) Pulp

5. 估計不明朗因素之主要來源 (續)

遞延稅項確認

於2012年12月31日，由於本集團計劃保留相關公司的盈利以供日常營運及將來發展，概無遞延稅項負債於本集團於中國之公司未分配盈利中確認。倘此計劃有變，將產生額外稅項負債，其將於將來可預見管理層擬宣派該等盈利或本集團之未來發展計劃修訂時(以較早者為準)之期間，於損益中確認。

6. 收入及分部資料

向本公司執行董事，即主要經營決策者(「主要經營決策者」)作為資源分配及評估分部表現而呈報之資料，集中於所交付貨物之類別。本集團於「香港財務報告準則第8號－經營分部」項下之經營及可報告分部載列如下：

- (i) 包裝紙－牛咭紙、掛面牛咭紙、塗布白板紙、白面牛咭紙及高強瓦楞芯紙；及
- (ii) 木漿



6. REVENUE AND SEGMENT INFORMATION
(CONTINUED)

Segment revenues and results

The following is an analysis of the Group's revenue and results by reportable segment:

Nine months ended 31 December 2012

6. 收入及分部資料(續)

分部收入及業績

以下為按可報告分部劃分之本集團收入及業績分析：

截至2012年12月31日止9個月

		Packaging paper	Pulp	Segment total	Eliminations	Consolidated
		包裝紙	木漿	分部合計	對銷	綜合
		HK\$'000	HK\$'000	HK\$'000	HK\$'000	HK\$'000
		千港元	千港元	千港元	千港元	千港元
REVENUE	收入					
External sales	對外銷售	11,092,888	331,110	11,423,998	—	11,423,998
Inter-segment sales	分部之間銷售	—	67,551	67,551	(67,551)	—
		11,092,888	398,661	11,491,549	(67,551)	11,423,998
SEGMENT PROFIT	分部盈利	1,532,517	7,679	1,540,196	—	1,540,196
Net gain from fair value changes of derivative financial instruments	衍生金融工具公允值變動淨收益					3,631
Share of loss of a JCE	應佔共同控制實體虧損					(263)
Unallocated income	未分類之收入					30,656
Unallocated expenses	未分類之支出					(6,009)
Finance costs	財務成本					(70,095)
Profit before tax	除稅前盈利					1,498,116



6. REVENUE AND SEGMENT INFORMATION
(CONTINUED)

Segment revenues and results (Continued)

Year ended 31 March 2012

		Packaging paper 包裝紙 HK\$'000 千港元	Pulp 木漿 HK\$'000 千港元	Segment total 分部合計 HK\$'000 千港元	Eliminations 對銷 HK\$'000 千港元	Consolidated 綜合 HK\$'000 千港元
REVENUE	收入					
External sales	對外銷售	14,336,951	378,602	14,715,553	—	14,715,553
Inter-segment sales	分部之間銷售	—	124,451	124,451	(124,451)	—
		14,336,951	503,053	14,840,004	(124,451)	14,715,553
SEGMENT PROFIT	分部盈利	1,579,801	25,576	1,605,377	—	1,605,377
Net gain from fair value changes of derivative financial instruments	衍生金融工具 公允值變動 淨收益					1,630
Reclassification of cumulative loss from hedging reserve upon early repayment of hedged item	於對沖項目提早 還款時將對沖 儲備重新分類之 累計虧損					(15,981)
Share of profit of a JCE	應佔共同控制 實體盈利					6
Unallocated income	未分類之收入					51,480
Unallocated expenses	未分類之支出					(5,860)
Finance costs	財務成本					(99,901)
Profit before tax	除稅前盈利					1,536,751

The accounting policies of the operating segments are the same as the Group's accounting policies described in note 4. Segment profit represents the profit earned by each segment without allocation of net gain from fair value changes of derivative financial instruments, share of (loss) profit of a JCE, interest income, net exchange gain, finance costs and other unallocated administrative expenses. This is the measure reported to the CODM for the purpose of resource allocation and performance assessment.

Inter-segment sales are charged at prevailing market rates.

6. 收入及分部資料(續)

分部收入及業績(續)

截至2012年3月31日止年度

可報告分部之會計政策乃與附註4所述本集團之會計政策相同。分部盈利指各分部所賺取盈利，而並無分配來自衍生金融工具公允值變動淨收益、應佔共同控制實體(虧損)盈利、利息收入、匯兌淨收益、財務成本及其他未分配行政費用。此乃向主要經營決策者作為資源分配及表現評估而呈報之計量方法。

分部間銷售乃按現行市場價格計算。



6. REVENUE AND SEGMENT INFORMATION
 (CONTINUED)

Segment assets and liabilities

The following is an analysis of the Group's assets and liabilities by reportable segment:

6. 收入及分部資料(續)

分部資產及負債

以下為按可報告分部劃分之本集團資產及負債分析：

		Packaging paper 包裝紙 HK\$'000 千港元	Pulp 木漿 HK\$'000 千港元	Consolidated 綜合 HK\$'000 千港元
As at 31 December 2012	於2012年12月31日			
Segment assets	分部資產	24,508,265	2,228,151	26,736,416
Unallocated assets	未分類之資產			872,360
Consolidated total assets	綜合總資產			27,608,776
Segment liabilities	分部負債	1,997,109	43,495	2,040,604
Unallocated liabilities	未分類之負債			10,969,982
Consolidated total liabilities	綜合總負債			13,010,586
As at 31 March 2012	於2012年3月31日			
Segment assets	分部資產	23,932,759	1,883,543	25,816,302
Unallocated assets	未分類之資產			924,731
Consolidated total assets	綜合總資產			26,741,033
Segment liabilities	分部負債	2,424,285	38,256	2,462,541
Unallocated liabilities	未分類之負債			10,780,279
Consolidated total liabilities	綜合總負債			13,242,820



6. REVENUE AND SEGMENT INFORMATION (CONTINUED)

Segment assets and liabilities (Continued)

For the purposes of monitoring segment performance and allocating resources between segments, all assets are allocated to operating segments other than retirement benefit assets, derivative financial instruments, tax recoverable, restricted bank deposits, bank balances and cash and other assets used jointly by reportable segments, and all liabilities are allocated to operating segments other than derivative financial instruments, tax payable, bank borrowings and deferred tax liabilities and other liabilities for which reportable segments are jointly liable.

Share of (loss) profit of a JCE was excluded from segment results. However, for loan to a JCE, it was grouped into packaging paper segment as the loan forms part of the net investment in the JCE which is considered as an ancillary to production of packaging paper for provision of transportation services.

Revenue from major products

The following is an analysis of the Group's revenue from its major products:

		Nine months ended 31 December 2012 截至 2012年 12月31日止 9個月 HK\$'000 千港元	Year ended 31 March 2012 截至 2012年 3月31日止 年度 HK\$'000 千港元
Packaging paper (including linerboard and corrugating medium)	包裝紙(包括牛咭紙及瓦楞芯紙)	11,092,888	14,336,951
Pulp	木漿	331,110	378,602
		11,423,998	14,715,553

6. 收入及分部資料(續)

分部資產及負債(續)

為考核分部表現及於分部間分配資源，所有資產均分配予經營分部(退休福利資產、衍生金融工具、可收回稅項、受限制銀行存款、銀行結餘及現金以及由可報告分部共同所用之其他資產除外)以及所有負債均分配予經營分部(衍生金融工具、應付稅項、銀行借貸、遞延稅項負債及可報告分部共同應付之其他負債除外)。

應佔共同控制實體(虧損)盈利並沒有計入分部業績。然而，共同控制實體貸款被歸類入包裝紙分部，因為該貸款成為共同控制實體淨投資一部分，輔助包裝紙生產提供運輸服務。

來自主要產品的收入

以下為本集團來自主要產品的收入分析：



6. REVENUE AND SEGMENT INFORMATION (CONTINUED)

Geographical information

Over 95% (31 March 2012: 95%) of the Group's revenue were derived from external customers in the PRC.

Information about the Group's non-current assets is presented based on the geographical location of the assets.

6. 收入及分部資料(續)

地域資料

本集團之收入超過95%(2012年3月31日:95%)來自中國外部客戶。

本集團非流動資產資料乃按資產所在地域呈列。

		Non-current assets	
		非流動資產	
		31 December	31 March
		2012	2012
		2012年	2012年
		12月31日	3月31日
		HK\$'000	HK\$'000
		千港元	千港元
PRC other than Hong Kong	中國，香港除外	19,279,884	17,308,399
Vietnam	越南	150,307	259,068
Hong Kong	香港	70,019	42,679
		19,500,210	17,610,146

note: Non-current assets exclude retirement benefit assets.

附註：非流動資產不包括退休福利資產。

Information about major customers

None of the Group's customers contributed over 10% of the Group's total revenue for the current and prior reporting period.

主要客戶之資料

本期或過往報告期內並無本集團客戶佔本集團總收入超過10%。



NOTES TO THE CONSOLIDATED FINANCIAL STATEMENTS (CONTINUED)
 綜合財務報表附註(續)

For the nine months ended 31 December 2012 截至2012年12月31日止9個月

7. OTHER INCOME

7. 其他收入

		Nine months ended 31 December 2012 截至 2012年 12月31日 止 9個月 HK\$'000 千港元	Year ended 31 March 2012 截至 2012年 3月31日 止 年度 HK\$'000 千港元
Compensation income from suppliers for damaged goods	供應商就損毀貨品所作之賠償	29,612	11,320
Income from supply of steam and electricity	供應蒸氣及電力收入	61,530	110,249
Income from wharf cargo handling	經營碼頭貨運收入	32,755	52,021
Interest income from banks	銀行利息收入	11,774	14,168
Net foreign exchange gains	淨匯兌收益	18,882	37,312
Sales of scrap materials and waste paper	廢料及廢紙銷售	23,398	28,927
Value added tax and other tax refund	增值稅退款及其他退稅	58,721	125,118
Others	其他	37,702	50,712
		274,374	429,827



8. FINANCE COSTS

8. 財務成本

		Nine months ended 31 December 2012 截至 2012年 12月31日 止 9個月 HK\$'000 千港元	Year ended 31 March 2012 截至 2012年 3月31日 止 年度 HK\$'000 千港元
Interest on bank borrowings wholly repayable within five years	於5年內悉數償還之 銀行借貸利息	194,106	196,983
Net adjustment on interest rate swap	利率掉期淨調整	—	39,610
Less: amounts capitalised to property, plant and equipment	減去：物業、廠房及設備之 資本化金額	(124,011)	(136,692)
		70,095	99,901

Borrowing costs capitalised during the period arose from the general borrowings pool and are calculated by applying a capitalisation rate of 4% (31 March 2012: 4%) per annum to expenditures on qualifying assets.

期內之資本化借貸成本乃於一般借貸中產生，以合資格資產開支之資本化年利率4%（2012年3月31日：4%）計算。



9. INCOME TAX EXPENSE

9. 利得稅支出

		Nine months ended 31 December 2012 截至 2012年 12月31日 止 9個月 HK\$'000 千港元	Year ended 31 March 2012 截至 2012年 3月31日 止 年度 HK\$'000 千港元
Income tax recognised in profit or loss:	於損益內確認之利得稅：		
Current tax	現有稅項		
– PRC Enterprise Income Tax	– 中國企業所得稅	119,984	76,054
– Overseas income tax	– 海外所得稅	—	52
Overprovision in previous year	去年超額撥備		
– PRC Enterprise Income Tax	– 中國企業所得稅	(10,568)	(3,442)
Deferred tax (note 26)	遞延稅項(附註26)		
– Charge to profit or loss	– 於損益扣除	67,682	127,454
– Change in tax rate of certain subsidiaries	– 若干附屬公司稅率變動	—	(14,816)
Total income tax recognised in profit or loss	於損益內確認之總利得稅	177,098	185,302

The Group's profit is subject to taxation from the place of its operations where its profit is generated and is calculated at the rate prevailing in the relevant jurisdictions.

PRC

Certain subsidiaries in the PRC are entitled to exemption from PRC Enterprise Income Tax ("EIT") for two years since their respective first profit-making year, followed by a 50% reduction in the applicable EIT rate for the three years thereafter ("Tax Holidays").

本集團之盈利須於其盈利賺取的營運地方繳納稅項，稅項按個別司法管轄區適用之稅率計算。

中國

於中國的若干附屬公司於各自首個獲利年度起，免繳中國企業所得稅(「企業所得稅」)兩年，其後3年減半徵收(「稅務優惠」)。



9. INCOME TAX EXPENSE (CONTINUED)

PRC (Continued)

Under the EIT Law of the PRC and its Implementation Regulations, the statutory tax rate of the PRC subsidiaries is 25% from 1 January 2008 onwards. Those subsidiaries, however, are entitled to a reduced EIT rate due to entitlement of Tax Holiday and/or other preferential EIT treatment for the calendar years of 2011 and 2012 which are summarised as follows:

- (i) For the calendar years of 2011 and 2012, Jiangsu Lee & Man (as defined in note 36) was entitled to a reduced EIT rate of 15% as it has been qualified as a High and New-Tech Enterprise (高新技術企業).
- (ii) For the calendar year of 2011, Guangdong Lee & Man (as defined in note 36) was in its last year of Tax Holiday and hence it was entitled to a 50% reduction in its EIT rate of 25%, i.e. 12.5%. For the calendar year of 2012, Guangdong Lee & Man was entitled to a reduced EIT rate of 15% as it has been qualified as a High and New-Tech Enterprise (高新技術企業).
- (iii) For the calendar years of 2011 and 2012, Chongqing Lee & Man (as defined in note 36) is regarded as entity entitled the China Western Development (西部大開發) tax concessions with a preferential EIT rate of 15%. Further, as Chongqing Lee & Man was in its fourth and fifth year of Tax Holiday respectively, it was entitled to a 50% reduction in its EIT rate of 15%. As a result, the applicable EIT rate is 7.5% for the calendar years of 2011 and 2012. In addition, at the beginning of calendar year of 2011, Chongqing Lee & Man has an unutilised tax credit on purchase of locally manufactured equipment carried forward from prior years, which, however expired at the end of calendar year of 2011 and no such tax credit is available since calendar year of 2012. The total allowable tax credit is equal to 40% of the qualified investment on local-manufactured equipment acquired within the total investment amount and the unused amount can be carried forward to a maximum of 5 years.

9. 利得稅支出(續)

中國(續)

根據中國企業所得稅法及其實施條例，由2008年1月1日起，中國附屬公司的法定稅率為25%。然而，該等附屬公司於2011年及2012年曆年因獲得稅務優惠及／或其他企業所得稅優惠待遇，享有減免企業所得稅率，詳情概述如下：

- (一) 江蘇理文(定義見附註36)於2011年及2012年曆年，由於獲得高新技術企業稱號，因此享有優惠企業所得稅稅率15%。
- (二) 廣東理文(定義見附註36)於2011年曆年，為其稅務優惠期的最後1年從而獲得企業所得稅率25%的減半優惠，即12.5%。此外，由於廣東理文獲得高新技術企業稱號，其於截至2012年曆年可享有優惠企業所得稅稅率15%。
- (三) 於2011年及2012年曆年，重慶理文(定義見附註36)被視為可享有西部大開發稅項優惠之企業，可享有優惠企業所得稅稅率15%。此外，重慶理文已分別踏入稅務優惠的第4及第5年，享有企業所得稅稅率15%減半。因此，於2011年及2012年曆年適用企業所得稅稅率為7.5%。此外，重慶理文於2011年曆年年初承轉過往年度購買本地製造設備之未抵扣稅款已於2011年曆年年終屆滿，因此自2012年曆年起未有此項稅務抵扣。允許抵扣總額相等於總投資額內購買合資格投資於本地製造設備的40%，未使用的數額可以承轉到最多5年。



9. INCOME TAX EXPENSE (CONTINUED)

PRC (Continued)

- (iv) Dongguan Lee & Man (as defined in note 36) was entitled to a preferential EIT rate of 15% as it has been qualified as a High and New-Tech Enterprise (高新技術企業) since the calendar year of 2009 and it has successfully renewed as a High and New-Tech Enterprise in the calendar year of 2012. As such, it is entitled to enjoy a reduced EIT rate of 15% for the calendar years of 2011 and 2012.

Hong Kong

During the year ended 31 March 2010, the Hong Kong Inland Revenue Department ("IRD") commenced a field audit on the Hong Kong tax affairs of certain subsidiaries of the Company. Since then the IRD has issued protective profits tax assessments against these subsidiaries in the aggregate amount of HK\$257,075,000 for the years of assessment 2003/2004, 2004/2005, and 2005/2006 (i.e. the three financial years ended 31 March 2006).

The subsidiaries lodged objections with the IRD and the IRD agreed to handover the tax claimed on the basis that the tax reserve certificate at certain amounts were purchased by the subsidiaries. As at 31 December 2012, the tax reserve certificate of HK\$52,670,000 (31 March 2012: HK\$39,670,000) have been purchased by these subsidiaries.

The directors believe that no provision for Hong Kong Profits Tax in respect of the above mentioned protective assessments is necessary. In addition, as far as the directors are aware, the inquiries from the IRD are still at a fact-finding stage and the IRD has not yet expressed any formal opinion on the potential tax liability, if any, because the tax investigation has not completed.

9. 利得稅支出(續)

中國(續)

- (四) 東莞理文(定義見附註36)由於獲得高新技術企業稱號,自2009年曆年起獲享優惠企業所得稅稅率15%,並於2012年曆年成功獲續高新技術企業稱號,從而於2011年及2012年曆年享有優惠企業所得稅稅率15%。

香港

於截至2010年3月31日止年度,香港稅務局(「稅務局」)展開關於本公司若干附屬公司香港稅務事宜的實地審計。其後,稅務局就2003/2004、2004/2005、及2005/2006之課稅年度(即截至2006年3月31日止3個財政年度),向該等附屬公司發出保障性利得稅評稅合共金額257,075,000港元。

附屬公司向稅務局提出反對且稅務局在附屬公司購買一定金額的儲稅券的基礎上同意緩繳稅款。於2012年12月31日,該等附屬公司已購買52,670,000港元的儲稅券(2012年3月31日:39,670,000港元)。

董事相信,毋須就上述保障性評稅為香港利得稅作出撥備。此外,據董事現時所知,稅務局仍在實證搜集階段,因為稅務調查仍未完成,所以稅務局並未就潛在稅務負債(如有)發表任何正式意見。



9. INCOME TAX EXPENSE (CONTINUED)

Macau

The Macau subsidiaries incorporated under Decree-Law no. 58/99/M are exempted from Macau complementary tax (Macau income tax) as long as they comply with the relevant regulations and do not sell their products to a Macau resident.

Vietnam

The Vietnam subsidiaries are subjected to Vietnam Corporate Income Tax at a maximum rate of 25%. No provision for Vietnam Corporate Income Tax has been made for both periods as the Vietnam subsidiaries incurred losses for both reporting periods.

Other

Taxation arising in other jurisdictions is calculated at the rates prevailing in the relevant jurisdictions.

9. 利得稅支出(續)

澳門

澳門附屬公司根據第58/99/M號法令註冊成立，均獲豁免繳納澳門補充稅(澳門所得稅)，前提為其須遵守相關法規且不得向澳門本土公司出售產品。

越南

越南附屬公司須按不多於25%稅率繳納越南企業所得稅。由於越南附屬公司於兩個報告期間均錄得虧損，故並無為兩個期間計提越南企業所得稅撥備。

其他

其他司法管轄區產生的稅項則按個別司法管轄區適用之稅率計算。



NOTES TO THE CONSOLIDATED FINANCIAL STATEMENTS (CONTINUED)
綜合財務報表附註(續)

For the nine months ended 31 December 2012 截至2012年12月31日止9個月

9. INCOME TAX EXPENSE (CONTINUED)

Other (Continued)

The tax charge for the period/year can be reconciled to the profit per the consolidated statement of comprehensive income as follows:

		Nine months ended 31 December 2012 截至 2012年 12月31日 9個月 HK\$'000 千港元	Year ended 31 March 2012 截至 2012年 3月31日 年度 HK\$'000 千港元
Profit before tax	除稅前盈利	1,498,116	1,536,751
Tax at the applicable tax rate of 31 December 2012: 25% (31 March 2012: 25%) (note i)	按2012年12月31日的適用稅率25% (2012年3月: 25%)計算的 稅項(附註i)	374,529	384,188
Tax effect of expenses not deductible for tax purpose	不可扣稅的支出的稅務影響	21,961	29,590
Tax effect of income not taxable for tax purpose	毋須課稅的收入的稅務影響	(4,809)	(3,988)
Tax effect of tax losses not recognised	未確認稅務虧損的稅務影響	3,937	2,604
Utilisation of tax losses not recognised	動用未確認稅項虧損	—	(3,078)
Effect of tax exemption granted to Macau subsidiaries	澳門附屬公司獲豁免繳稅的影響	(81,343)	(110,945)
Effect of concessionary rates granted to PRC subsidiaries	中國附屬公司獲優惠稅率的影響	(127,620)	(78,305)
Effect of different tax rates of subsidiaries operating in other jurisdictions	於其他司法權區營運的附屬公司的 不同稅率的影響	1,011	(756)
Tax credits (note ii)	稅項抵扣(附註ii)	—	(15,750)
Change in tax rate of certain subsidiaries	若干附屬公司稅率變動	—	(14,816)
Overprovision in previous year (note iii)	去年超額撥備(附註iii)	(10,568)	(3,442)
Tax charge for the period/year	期內/年度稅務開支	177,098	185,302

notes:

- (i) This represents the domestic income tax rate in the jurisdiction where a substantial portion of the Group's operation is based.
- (ii) Tax credits are calculated with reference to 40% of the cost of the purchase of qualified plant and equipment manufactured in the PRC by certain subsidiaries of the Company. No tax credits were granted during current period.
- (iii) For the nine months ended 31 December 2012, overprovision mainly represents additional deduction for production cost qualified as research and development expenditures under relevant PRC tax rules for income tax purpose in the PRC, i.e. an additional 50% of such expenses could be deemed as deductible expenses. The approval of the 50% additional deduction of research and development expenses for calendar year of 2011 was obtained in current period.

附註:

- (i) 此代表本集團絕大部份業務營運所在之司法權區之當地所得稅率。
- (ii) 稅務抵扣乃按本公司之若干附屬公司購置在中國製造之合資格廠房及設備之成本的40%計算。期內並未獲得稅務抵扣。
- (iii) 截至2012年12月31日止9個月，超額撥備主要為呈示合資格研發開支的生產成本，根據中國稅務規則可作為中國所得稅的額外扣減，即此等費用可多享50%額外扣減費用。2011年曆年研發費用的額外50%扣減於本期間已獲批准。



NOTES TO THE CONSOLIDATED FINANCIAL STATEMENTS (CONTINUED)
綜合財務報表附註(續)

For the nine months ended 31 December 2012 截至2012年12月31日止9個月

10. PROFIT FOR THE PERIOD/YEAR

10. 期內／年度盈利

		Nine months ended 31 December 2012 截至 2012年 12月31日 9個月 HK\$'000 千港元	Year ended 31 March 2012 截至 2012年 3月31日 年度 HK\$'000 千港元
Profit for the period/year has been arrived at after charging:	期內／年度盈利經扣除：		
Directors' emoluments	董事酬金	4,590	12,240
Staff salaries and other benefits, excluding those of directors	員工薪金及其他福利， 不包括董事	423,150	497,342
Contributions to retirement benefit schemes, excluding those of directors	退休福利計劃供款， 不包括董事	37,632	41,159
Total employee benefit expense	僱員福利開支總額	465,372	550,741
Auditor's remuneration	核數師酬金	5,214	4,660
Cost of inventories recognised as expense	存貨成本確認為支出	9,473,295	12,652,109
Amortisation of prepaid lease payments	預付租賃款項攤銷	7,926	9,081
Depreciation of property, plant and equipment	物業、廠房及設備折舊	463,453	556,765
Total depreciation and amortisation	折舊及攤銷總額	471,379	565,846
Loss on disposal of property, plant and equipment	出售物業、廠房及設備之虧損	1,177	4,785
Operating lease rentals in respect of land and buildings	土地及樓宇的經營租賃租金	5,664	5,315
Allowance for doubtful debts	呆壞賬撥備	—	14,849



11. DIRECTORS' AND CHIEF EXECUTIVE'S EMOLUMENTS

The emoluments paid or payable to each of the nine (Year ended 31 March 2012: nine) directors and the chief executive were as follows:

11. 董事及主要行政人員酬金

已付或應付予九位董事及主要行政人員(截至2012年3月31日止：九)的酬金如下：

		Other emoluments 其他酬金				Total 合計
		Fees 袍金	Salaries and other benefits 薪金及其他福利	Contributions to retirement benefit schemes 退休福利計劃供款	Share-based payments 股權支付款項	
		HK\$'000 千港元	HK\$'000 千港元	HK\$'000 千港元	HK\$'000 千港元	HK\$'000 千港元
Nine months ended 31 December 2012	截至2012年12月31日 止9個月					
<i>Executive directors</i>	<i>執行董事</i>					
Lee Wan Keung Patrick	李運強	—	—	—	—	—
Lee Man Chun Raymond	李文俊	1,673	847	—	—	2,520
Lee Man Bun	李文斌	773	847	—	—	1,620
Kunihiko Kashima	鹿島久仁彥	—	—	—	—	—
<i>Non-executive directors</i>	<i>非執行董事</i>					
Poon Chung Kwong	潘宗光	—	—	—	—	—
Yoshio Haga	芳賀義雄	—	—	—	—	—
<i>Independent non-executive directors</i>	<i>獨立非執行董事</i>					
Wong Kai Tung Tony	王啟東	150	—	—	—	150
Peter A Davies	Peter A Davies	150	—	—	—	150
Chau Shing Yim David	周承炎	150	—	—	—	150
		2,896	1,694	—	—	4,590



For the nine months ended 31 December 2012 截至2012年12月31日止9個月

11. DIRECTORS' AND CHIEF EXECUTIVE'S EMOLUMENTS (CONTINUED)

Mr. Lee Man Chun Raymond is also the Chief Executive of the Company and his emoluments disclosed above include those for services rendered by him as the Chief Executive.

11. 董事及主要行政人員酬金(續)

李文俊先生是本公司的主要行政人員，上述披露之酬金包括其作為主要行政人員所提供的服務之酬金。

		Other emoluments 其他酬金				Total 合計
		Fees 袍金	Salaries and other benefits 薪金及其他福利	Contributions to retirement benefit schemes 退休福利計劃供款	Share-based payments 股權支付款項	
		HK\$'000 千港元	HK\$'000 千港元	HK\$'000 千港元	HK\$'000 千港元	HK\$'000 千港元
Year ended 31 March 2012	2012年3月31日止年度					
<i>Executive directors</i>	<i>執行董事</i>					
Lee Wan Keung Patrick	李運強	—	—	—	—	—
Lee Man Chun Raymond	李文俊	1,487	1,873	4	3,667	7,031
Lee Man Bun	李文斌	687	1,473	4	2,445	4,609
Kunihiko Kashima	鹿島久仁彥	—	—	—	—	—
<i>Non-executive directors</i>	<i>非執行董事</i>					
Poon Chung Kwong	潘宗光	—	—	—	—	—
Yoshio Haga	芳賀義雄	—	—	—	—	—
<i>Independent non-executive directors</i>	<i>獨立非執行董事</i>					
Wong Kai Tung Tony	王啟東	200	—	—	—	200
Peter A Davies	Peter A Davies	200	—	—	—	200
Chau Shing Yim David	周承炎	200	—	—	—	200
		2,774	3,346	8	6,112	12,240

For the nine months ended 31 December 2012 and the year ended 31 March 2012, no emoluments were paid by the Group to the directors as an inducement to join or upon joining the Group or as a compensation for loss of office. No directors waived any emoluments during these periods.

截至2012年12月31日止9個月內及截至2012年3月31日止年度內，本集團並無支付任何酬金予董事作為誘使其加入或加入本集團後或失去其辦公室之補償。這期間內無任何董事放棄酬金。



12. EMPLOYEES' EMOLUMENTS

Of the five individuals with the highest emoluments in the Group, two (Year ended 31 March 2012: two) were directors of the Company whose emoluments are included in the disclosures in note 11 above. The emoluments of the remaining three (Year ended 31 March 2012: three) individuals were as follows:

12. 僱員酬金

本集團最高酬金之五位人士，其中兩位(截至2012年3月31日止年度：兩位)為本公司董事而其酬金已於上述附註11披露。其餘三位人士(截至2012年3月31日止年度：三位)之酬金如下：

		Nine months ended 31 December 2012 截至 2012年 12月31日 9個月 HK\$'000 千港元	Year ended 31 March 2012 截至 2012年 3月31日 年度 HK\$'000 千港元
Salaries and other benefits	薪金及其他福利	5,059	6,986
Contributions to retirement benefit schemes	退休福利計劃供款	11	26
		5,070	7,012

The emoluments were within the following bands:

董事的酬金介乎下列組別：

HK\$1,000,001 to HK\$1,500,000	1,000,001港元－1,500,000港元	—	—
HK\$1,500,001 to HK\$2,000,000	1,500,001港元－2,000,000港元	3	—
HK\$2,000,001 to HK\$2,500,000	2,000,001港元－2,500,000港元	—	2
HK\$2,500,001 to HK\$3,000,000	2,500,001港元－3,000,000港元	—	1
		3	3



13. DIVIDENDS

13. 股息

		Nine months ended 31 December 2012 截至 2012年 12月31日 止 9個月 HK\$'000 千港元	Year ended 31 March 2012 截至 2012年 3月31日 止 年度 HK\$'000 千港元
Dividends recognised as distribution:	確認為分派之股息：		
Final dividend of HK\$0.052 in respect of the year ended 31 March 2012 (Final dividend of HK\$0.080 in respect of the year ended 31 March 2011) per share	截至2012年3月31日止年度末期股息每股0.052港元(截至2011年3月31日止年度末期股息每股0.080港元)	243,860	375,170
Interim dividend of HK\$0.050 in respect of the period ended 31 December 2012 (Interim dividend of HK\$0.048 in respect of the year ended 31 March 2011) per share	截至2012年12月31日止期間中期股息每股0.050港元(截至2012年3月31日止年度中期股息每股0.048港元)	234,481	225,102
		478,341	600,272

A final dividend of HK\$0.050 per share in respect of the nine months ended 31 December 2012 (Year ended 31 March 2012: final dividend of HK\$0.052 per share in respect of the year ended 31 March 2012) has been proposed by the directors and is subject to approval by shareholders at the forthcoming annual general meeting.

董事建議派發截至2012年12月31日止9個月之末期股息每股0.050港元(截至2012年3月31日止年度：截至2012年3月31日止年度之末期股息每股0.052港元)，惟須待股東在應屆股東大會批准。



For the nine months ended 31 December 2012 截至2012年12月31日止9個月

14. EARNINGS PER SHARE

The calculation of the basic and diluted earnings per share attributable to the owners of the Company is based on the following data:

14. 每股盈利

本公司擁有人的每股基本及攤薄盈利乃以下列數據為基準計算：

		Nine months ended 31 December 2012 截至 2012年 12月31日 止 9個月 HK\$'000 千港元	Year ended 31 March 2012 截至 2012年 3月31日 止 年度 HK\$'000 千港元
Earnings for the purpose of basic and diluted earnings per share	用以計算每股基本及攤薄盈利之盈利	1,321,018	1,351,449
		Nine months ended 31 December 2012 截至 2012年 12月31日 止 9個月 Number of Shares 股份數量	Year ended 31 March 2012 截至 2012年 3月31日 止 年度 Number of Shares 股份數量
Weighted average number of ordinary shares for the purpose of basic earnings per share	用以計算每股基本盈利的普通股加權平均數	4,689,622,980	4,689,622,980
Effect of dilutive potential ordinary shares: Share options	普通股潛在攤薄影響：購股權	32,460,064	33,722,957
Weighted average number of ordinary shares for the purpose of diluted earnings per share	用以計算每股攤薄盈利的普通股加權平均數	4,722,083,044	4,723,345,937



NOTES TO THE CONSOLIDATED FINANCIAL STATEMENTS (CONTINUED)
綜合財務報表附註(續)

For the nine months ended 31 December 2012 截至2012年12月31日止9個月

15. PROPERTY, PLANT AND EQUIPMENT

15. 物業、廠房及設備

		Buildings	Computer system	Furniture, fixtures and equipment	Leasehold improvements	Motor vehicles	Plant and machinery	Construction in progress	Total
		樓宇	電腦系統	傢俬、固定裝置及設備	租賃物業裝修	汽車	廠房及機器	在建工程	總計
		HK\$'000	HK\$'000	HK\$'000	HK\$'000	HK\$'000	HK\$'000	HK\$'000	HK\$'000
		千港元	千港元	千港元	千港元	千港元	千港元	千港元	千港元
COST	成本								
At 1 April 2011	2011年4月1日	2,880,659	24,304	350,048	440,699	51,106	10,227,887	2,334,713	16,309,416
Exchange realignment	匯兌重新組合	72,192	2	9,979	10,117	1,141	254,603	41,162	389,196
Additions	添置	17,113	995	12,492	9,944	10,480	63,085	3,142,539	3,256,648
Transfers	轉讓	258,610	—	69,466	18,523	—	1,454,687	(1,801,286)	—
Disposals/written off	出售/撇賬	—	—	(1,961)	(115)	(3,558)	(55,708)	(2,931)	(64,273)
At 31 March 2012	2012年3月31日	3,228,574	25,301	440,024	479,168	59,169	11,944,554	3,714,197	19,890,987
Exchange realignment	匯兌重新組合	44,961	1	5,693	6,055	606	170,685	41,554	269,555
Additions	添置	11,215	—	20,034	1,327	7,038	52,373	2,012,111	2,104,098
Transfers	轉讓	533,313	—	12,840	14,288	—	2,245,101	(2,805,542)	—
Disposals/written off	出售/撇賬	—	—	(1,266)	—	(7,675)	(2,965)	—	(11,906)
At 31 December 2012	2012年12月31日	3,818,063	25,302	477,325	500,838	59,138	14,409,748	2,962,320	22,252,734
DEPRECIATION	折舊								
At 1 April 2011	2011年4月1日	536,786	9,932	134,749	101,239	36,017	1,537,588	—	2,356,311
Exchange realignment	匯兌重新組合	13,727	2	3,741	2,565	734	40,352	—	61,121
Provided for the year	年內撥備	133,290	2,533	58,739	22,631	5,278	334,294	—	556,765
Eliminated on disposals/written off	出售/撇賬時對銷	—	—	(1,720)	(115)	(3,196)	(1,313)	—	(6,344)
At 31 March 2012	2012年3月31日	683,803	12,467	195,509	126,320	38,833	1,910,921	—	2,967,853
Exchange realignment	匯兌重新組合	9,496	—	2,641	1,706	369	26,113	—	40,325
Provided for the period	期內撥備	114,065	1,894	30,856	18,075	3,998	294,565	—	463,453
Eliminated on disposals/written off	出售/撇賬時對銷	—	—	(1,104)	—	(6,771)	(1,235)	—	(9,110)
At 31 December 2012	2012年12月31日	807,364	14,361	227,902	146,101	36,429	2,230,364	—	3,462,521
CARRYING VALUE	賬面值								
At 31 December 2012	2012年12月31日	3,010,699	10,941	249,423	354,737	22,709	12,179,384	2,962,320	18,790,213
At 31 March 2012	2012年3月31日	2,544,771	12,834	244,515	352,848	20,336	10,033,633	3,714,197	16,923,134



15. PROPERTY, PLANT AND EQUIPMENT (CONTINUED)

notes:

- (i) The carrying values of buildings of the Group comprises:

		31 December 2012 2012年 12月31日 HK\$'000 千港元	31 March 2012 2012年 3月31日 HK\$'000 千港元
Buildings on lands under medium-term lease in the PRC	於中國以中期租賃租約土地上之樓宇	2,947,128	2,544,771

- (ii) Certain buildings of the Group are erected on lands in the PRC with respect to which the Group has not been granted formal title of ownership. At 31 December 2012, the carrying value of such buildings was HK\$922,964,000 (31 March 2012: HK\$644,227,000). In the opinion of directors, the absence of formal title to these buildings does not impair the value of the relevant buildings to the Group as the Group has paid substantially the full purchase consideration of these land use rights and the probability of being evicted on the ground of an absence of formal title is remote. The directors also believe that formal title of these buildings will be granted to the Group in due course.
- (iii) As disclosed in note 32, certain portions of the buildings have been leased to a related party. These buildings were not reclassified as investment properties as the leased portions could not be sold separately and a significant portion of the buildings is held for use in the production or for administrative purposes.
- (iv) Depreciation is provided to write off the cost of property, plant and equipment other than construction in progress over their estimated useful lives and after taking into account of their estimated residual values, using the straight-line method, at the following rates per annum:

Buildings	5%
Computer system	10%
Furniture, fixtures and equipment	20%
Leasehold improvements	5% – 15%
Motor vehicles	20%
Plant and machinery	3 $\frac{1}{3}$ % – 20%

附註：

- (i) 本集團之樓宇賬面值包括：

- (ii) 集團有若干樓宇建於仍未授予集團正式擁有權之中國土地上。於2012年12月31日，該等樓宇之賬面值為922,964,000港元(2012年3月31日：644,227,000港元)。董事認為欠缺該等樓宇正式擁有權並不會損害集團相應樓宇價值，因為本集團已支付大部份購買該等土地權之代價及以欠缺正式擁有權的理由而收回土地的機是微乎其微。董事亦相信在不久將來集團會獲授予該等樓宇之正式擁有權。
- (iii) 如附註32所述，樓宇當中若干部份已租予一關連人士。該等樓宇未分類為投資物業，因租賃部份並不能單獨出售，及樓宇絕大部份乃持有用作生產或行政用途。
- (iv) 除在建工程外，物業、廠房及設備在計及其預計剩餘價值後，於預計可用年期以直線法計提折舊以撇銷成本，年率如下：

樓宇	5%
電腦系統	10%
傢俬、固定裝置及設備	20%
租賃物業裝修	5%–15%
汽車	20%
廠房及機器	3 $\frac{1}{3}$ %–20%



16. PREPAID LEASE PAYMENTS

The Group's prepaid lease payments comprise leasehold lands held under medium-term leases located in:

		31 December 2012 2012年 12月31日 HK\$'000 千港元	31 March 2012 2012年 3月31日 HK\$'000 千港元
PRC	中國	514,629	459,933
Vietnam	越南	45,659	45,727
		560,288	505,660
Analysed for reporting purposes as:			
Non-current asset		547,912	494,704
Current asset		12,376	10,956
		560,288	505,660

As at 31 December 2012, the carrying value of land use rights in respect of which the Group had not been granted formal title of ownership was HK\$67,656,000 (31 March 2012: HK\$87,622,000). In the opinion of the directors, the absence of formal title to these land use rights does not impair the value of the relevant properties to the Group as the Group has paid substantially the full purchase consideration of these land rights and the probability of being evicted on the ground of an absence of formal title is remote. The directors also believe that formal title to these land use rights will be granted to the Group in due course.

16. 預付租賃款項

本集團預付租賃款項包括中期租賃項下之租賃土地位於：

		31 December 2012 2012年 12月31日 HK\$'000 千港元	31 March 2012 2012年 3月31日 HK\$'000 千港元
PRC	中國	514,629	459,933
Vietnam	越南	45,659	45,727
		560,288	505,660
Analysed for reporting purposes as:			
Non-current asset		547,912	494,704
Current asset		12,376	10,956
		560,288	505,660

於2012年12月31日，集團未獲授予正式擁有權之土地使用權之賬面值為67,656,000港元(2012年3月31日：87,622,000港元)。董事認為欠缺此等土地使用權正式擁有權並不會損害集團相應物業價值，因為本集團已支付大部份購買該土地權之代價及以欠缺正式擁有權的理由而收回土地的機會是微乎其微。董事亦相信在不久將來集團會獲授予該等土地使用權正式擁有權。



17. DEPOSITS PAID FOR ACQUISITION OF PROPERTY, PLANT AND EQUIPMENT AND LAND USE RIGHTS

The deposits were paid by the Group in connection with the acquisition of property, plant and equipment and land use rights for new production facilities. The related commitments for acquisition of property, plant and equipment and land use rights are disclosed in note 33.

18. INTEREST IN A JCE

17. 購置物業、廠房及設備及土地使用權所付訂金

所付訂金是本集團為了新生產設施而購置的物業、廠房及設備及土地使用權的訂金。購置物業、廠房及設備以及土地使用權的有關承擔已於附註33披露。

18. 共同控制實體權益

		31 December 2012 2012年 12月31日 HK\$'000 千港元	31 March 2012 2012年 3月31日 HK\$'000 千港元
Cost of investments	投資成本	—	—
Share of (loss) profit	應佔(虧損)盈利	(257)	6
Translation of a JCE	共同控制實體換算	521	19
		264	25
Loan to a JCE (note iii)	共同控制實體貸款(附註iii)	64,390	9,400



NOTES TO THE CONSOLIDATED FINANCIAL STATEMENTS (CONTINUED)
綜合財務報表附註(續)

For the nine months ended 31 December 2012 截至2012年12月31日止9個月

18. INTEREST IN A JCE (CONTINUED)

notes:

- (i) Details of the Group's JCE and its subsidiary at the end of the reporting period are as follows:

Name of JCE and its subsidiary 共同控制實體及其附屬公司名稱	Place of Incorporation and operations 成立及營運地點	Issued and fully paid share capital/ registered capital 已發行及繳足股本/ 註冊資本	Proportion of issued and fully paid up capital held 持有已發行及繳足股本比例		Principal Activity 主要業務
			Directly 直接	Indirectly 間接	
JCE: 共同控制實體:					
Southern Hill Company Limited 南峰有限公司	Hong Kong 香港	Ordinary shares — HK\$2 普通股 — 2港元	50%	—	Investment holding 投資控股
Its wholly-owned subsidiary: 其附屬公司:					
瑞昌理文物流有限公司 (Ruichang Lee & Man Logistics Company Limited)	PRC 中國	Registered capital — US\$12,000,000 註冊資本 — 12,000,000美元	—	50%	Provision of port facilities 提供港口設施

- (ii) The summarised consolidated financial information in respect of the Group's interest in the JCE which are accounted for using the equity method is set out below:

附註:

- (i) 於報告期末本集團之共同控制實體及其附屬公司詳情如下:

- (ii) 有關本集團共同控制實體之綜合財務資料乃採用權益法入賬，概括如下:

		31 December 2012 2012年 12月31日 HK\$'000 千港元	31 March 2012 2012年 3月31日 HK\$'000 千港元
Non-current assets	非流動資產	59,846	3,855
Current assets	流動資產	5,208	6,216
Non-current liabilities	非流動負債	(64,390)	(9,400)
Current liabilities	流動負債	(400)	(646)
Net assets of the JCE	共同控制實體淨資產	264	25



NOTES TO THE CONSOLIDATED FINANCIAL STATEMENTS (CONTINUED)
綜合財務報表附註(續)

For the nine months ended 31 December 2012 截至2012年12月31日止9個月

18. INTEREST IN A JCE (CONTINUED)

notes: (Continued)

(ii) (Continued)

		Nine months ended 31 December 2012 截至 2012年 12月31日 9個月 HK\$'000 千港元	Year ended 31 March 2012 截至 2012年 3月31日 年度 HK\$'000 千港元
Other income	其他收入	212	16
Expenses	支出	(475)	(10)
(Loss) profit for the period/year	期內/年度(虧損)盈利	(263)	6

(iii) The loan is provided to the JCE in the form of a shareholder's loan and it forms part of the net investment in the JCE. The amount is unsecured, interest-free and no fixed repayment term but the settlement is neither planned nor likely to occur in the foreseeable future.

18. 共同控制實體權益(續)

附註：(續)

(ii) (續)

(iii) 該筆貸款以股東借款形式提供給共同控制實體成為共同控制實體淨投資的一部分。該數額乃無抵押、免息及無固定還款期，惟其償付是既無計劃，也未必可能在可預見的將來發生。

19. INVENTORIES

		31 December 2012 2012年 12月31日 HK\$'000 千港元	31 March 2012 2012年 3月31日 HK\$'000 千港元
Raw materials	原料	2,250,345	2,518,015
Finished goods	製成品	629,388	606,230
		2,879,733	3,124,245

19. 存貨



NOTES TO THE CONSOLIDATED FINANCIAL STATEMENTS (CONTINUED)
綜合財務報表附註(續)

For the nine months ended 31 December 2012 截至2012年12月31日止9個月

20. TRADE AND OTHER RECEIVABLES

20. 應收貿易及其他賬款

		31 December 2012 2012年 12月31日 HK\$'000 千港元	31 March 2012 2012年 3月31日 HK\$'000 千港元
Trade receivables	應收貿易賬款	2,119,318	2,102,577
Less: allowance for doubtful debt	減：呆壞賬撥備	—	(14,849)
		2,119,318	2,087,728
Bills receivables	應收票款	1,202,941	1,944,808
		3,322,259	4,032,536
Prepayments and deposits for purchase of raw materials	購買原料預付款項及訂金	546,381	559,515
Other deposits and prepayments	其他訂金及預付款項	95,321	115,533
VAT receivables	應收增值稅款項	429,716	426,565
Other receivables	其他應收款項	141,023	107,681
		4,534,700	5,241,830



20. TRADE AND OTHER RECEIVABLES (CONTINUED)

notes:

- (i) Before accepting any new customer, the Group assesses the potential customer's credit quality and defines its credit limits. Credit sales are made to customers with a satisfactory and trustworthy credit history. Credit limits attributed to customers are reviewed regularly. The Group allows its customers an average credit period of 45 to 90 days. The following is an aged analysis of trade and bills receivables presented based on the invoice date at the end of the reporting period, which approximated the respective revenue recognition dates.

		31 December 2012 2012年 12月31日 HK\$'000 千港元	31 March 2012 2012年 3月31日 HK\$'000 千港元
Aged:	賬齡:		
Less than 30 days	少於30日	2,454,134	3,345,194
31-60 days	31-60日	671,911	563,536
61-90 days	61-90日	120,081	81,818
91-120 days	91-120日	29,277	23,194
Over 120 days	120日以上	46,856	18,794
		3,322,259	4,032,536

- (ii) Included in the Group's trade receivables balances are debtors with an aggregate carrying amount of HK\$76,133,000 (31 March 2012: HK\$41,988,000) which were past due at the reporting date but for which the Group has not provided for impairment loss as the Group considered such balances could be recovered based on historical experience. The Group does not hold any collateral over these balances. The directors consider all trade receivables (other than those for which impairment losses have been recognised) at the end of the reporting date are of good credit quality with reference to the track records of these customers under internal assessment by the Group.

20. 應收貿易及其他賬款(續)

附註:

- (i) 本集團於接納任何新客戶前，會評估該潛在客戶的信貨質量及界定其信貸限額。信貸銷售將會給予信貸記錄良好的客戶，客戶信貸限額定期予以檢討。本集團給予客戶的平均信貸期為45日至90日。以下為報告期末按發票日期(相若各自的收入確認日期)呈列之應收貿易賬款及票款的賬齡分析。

- (ii) 本集團應收貿易賬款結餘中包括賬面值合共76,133,000港元(2012年3月31日: 41,988,000港元)的應收貿易賬款於報告期末已告逾期，惟本集團認為根據過往經驗，該等結餘應可予以收回，故並無計提減值虧損撥備。本集團並無就該等結餘持有任何抵押品。在本集團根據該等客戶的往績紀錄作出的內部評估，董事認為在報告期末所有應收貿易賬款(該等已確認減值虧損的除外)均具備良好信貸質量。



NOTES TO THE CONSOLIDATED FINANCIAL STATEMENTS (CONTINUED)
綜合財務報表附註(續)

For the nine months ended 31 December 2012 截至2012年12月31日止9個月

20. TRADE AND OTHER RECEIVABLES (CONTINUED)

notes: (Continued)

(ii) (Continued)

Ageing of trade receivables which were past due but not impaired

		31 December 2012 2012年 12月31日 HK\$'000 千港元	31 March 2012 2012年 3月31日 HK\$'000 千港元
91-120 days	91-120日	29,277	23,194
Over 120 days	120日以上	46,856	18,794
		76,133	41,988

Movement in the allowance for doubtful debts

		Nine months ended 31 December 2012 截至 2012年 12月31日止 9個月 HK\$'000 千港元	Year ended 31 March 2012 截至 2012年 3月31日止 年度 HK\$'000 千港元
At 1 April	於4月1日	14,849	—
Impairment losses recognised on receivables	已於應收賬款確認之減值虧損	—	14,849
Amounts written off as uncollectible	無法收回金額撇賬	(14,849)	—
At 31 March/December	於3月/12月31日	—	14,849

Included in the allowance for doubtful debts are individually impaired trade receivables with an aggregate balance of HK\$14,849,000 relating to debtor as at 31 March 2012 which have either been placed under liquidation or are in severe financial difficulties. No allowance for doubtful debts were provided during current period.

呆壞賬撥備包括向個別面臨清盤或嚴重財政困難的應收貿易賬款減值乃有關向於2012年3月31日的債務人作出，合共金額14,849,000港元。本期內並無計提呆壞賬撥備。

20. 應收貿易及其他賬款(續)

附註：(續)

(ii) (續)

逾期但尚未減值的應收貿易賬款的賬齡

	31 December 2012 2012年 12月31日 HK\$'000 千港元	31 March 2012 2012年 3月31日 HK\$'000 千港元
91-120 days	29,277	23,194
Over 120 days	46,856	18,794
	76,133	41,988

呆壞賬撥備變動

	Nine months ended 31 December 2012 截至 2012年 12月31日止 9個月 HK\$'000 千港元	Year ended 31 March 2012 截至 2012年 3月31日止 年度 HK\$'000 千港元
At 1 April	14,849	—
Impairment losses recognised on receivables	—	14,849
Amounts written off as uncollectible	(14,849)	—
At 31 March/December	—	14,849



For the nine months ended 31 December 2012 截至2012年12月31日止9個月

20. TRADE AND OTHER RECEIVABLES (CONTINUED)

notes: (Continued)

- (iii) Trade and other receivables that are denominated in currencies other than the functional currency of the relevant group entities are set out below:

HK\$	港元
United States dollars ("US\$")	美元(「US\$」)

20. 應收貿易及其他賬款(續)

附註：(續)

- (iii) 並非以有關集團實體功能貨幣計值的應收貿易及其他賬款如下：

	31 December 2012 2012年 12月31日 HK\$'000 千港元	31 March 2012 2012年 3月31日 HK\$'000 千港元
HK\$	240,741	234,863
United States dollars ("US\$")	19,185	29,512

21. AMOUNTS DUE FROM (TO) RELATED COMPANIES AND A SUBSTANTIAL SHAREHOLDER

The amounts due from related companies represent trade balances due from Jiangsu Lee & Man Chemical Limited ("Jiangsu Chemical") and Lee & Man Industrial Manufacturing Limited ("LMIML"), both of which are beneficially owned and controlled by Mr Lee Wan Keung Patrick, a director and the ultimate controlling shareholder of the Company, and his daughter, respectively.

The amount due to a substantial shareholder represent trade balance due to Nippon Paper Group Inc. ("Nippon Paper"), a substantial shareholder of the Company.

The amounts are unsecured and interest-free. The Group generally allows related companies an average credit period of 30 days and the amounts for both years were aged less than 30 days. As at the end of the reporting period, the balances were neither impaired nor past due. The credit period granted by a substantial shareholder is 30 days and the amount was aged less than 30 days.

The amounts due to related companies represent trade balance due to Jiangsu Chemical. The amounts are unsecured, interest-free, with average credit period of 30 days and were aged less than 30 days.

21. 應收(付)關連公司及主要股東款項

應收關連公司款項乃應收江蘇理文化工有限公司(「江蘇化工」)及Lee & Man Industrial Manufacturing Limited(「理文實業」)的貿易結餘，兩間公司分別由本公司董事及最終控股股東李運強先生及其女兒實益擁有及控制。

應付主要股東款項乃應付本公司主要股東日本製紙集團(「日本製紙」)之貿易結餘。

該等款項為無抵押及免息。本集團一般給予關連公司平均信貸期30日及該款項於兩個年度的賬齡均少於30日。於報告期末，該等結餘概無減值或逾期。主要股東給予之信貸期為30日及該款項賬齡少於30日。

應付關連公司款項乃應付江蘇化工的貿易結餘。該數額乃無抵押、免息，平均信貸期30日及賬齡少於30日。



22. RESTRICTED BANK DEPOSITS AND BANK BALANCES AND CASH

Bank balances and cash comprise cash held by the Group and short term bank deposits with an original maturity of three months or less.

As at 31 December 2012, the Group did not hold any restricted bank deposits (31 March 2012: HK\$972,000). The amount represented monies placed with the PRC government to secure for certain commercial purposes which expired in the current period.

The restricted bank deposits carried market interest rate of 0.50% per annum at 31 March 2012. Bank balances carried market interest rates ranging from 0.01% to 3.05% (31 March 2012: 0.01% to 1.49%) per annum.

Bank balances that are denominated in currencies other than the functional currency of the relevant group entities are set out below:

		31 December 2012 2012年 12月31日 HK\$'000 千港元	31 March 2012 2012年 3月31日 HK\$'000 千港元
HK\$	港元	62,566	129,958
US\$	美元	7,211	13,788

22. 受限制銀行存款及銀行結餘及現金

銀行結餘及現金包括本集團持有的現金及原到期日為3個月或以內的短期銀行存款。

於2012年12月31日，本集團並無持有受限制銀行存款(2012年3月31日：972,000港元)。受限制銀行存款指存放於中國政府作為若干商業目的保證金，而該保障期已於本期間屆滿。

於2012年3月31日的受限制銀行存款附有市場年息率0.50%。而銀行結餘附有市場年息率由0.01%至3.05%(2012年3月31日：0.01%至1.49%)。

並非以有關集團實體功能貨幣計值的銀行結餘載列如下：



NOTES TO THE CONSOLIDATED FINANCIAL STATEMENTS (CONTINUED)
綜合財務報表附註(續)

For the nine months ended 31 December 2012 截至2012年12月31日止9個月

23. TRADE AND OTHER PAYABLES

23. 應付貿易及其他賬款

		31 December 2012 2012年 12月31日 HK\$'000 千港元	31 March 2012 2012年 3月31日 HK\$'000 千港元
Trade and bills payables	應付貿易賬款及票款	2,034,083	2,454,913
Construction fee payable	應付工程款	605,048	286,405
Dividend payable	應付股息	234,481	—
Accruals	應計費用	167,950	160,614
Receipt in advance	預收款項	156,797	132,120
Other payables	其他應付款項	110,968	93,235
		3,309,327	3,127,287

notes:

- (i) The average credit period taken for trade purchases ranges from 30 to 120 days. The following is an aged analysis of the trade and bills payables presented based on the invoice date at the end of the reporting period.

附註：

- (i) 貿易購貨之平均除賬期由30至120日不等。下表為於報告期末按發票日期之應付賬款及票款之賬齡分析。

		31 December 2012 2012年 12月31日 HK\$'000 千港元	31 March 2012 2012年 3月31日 HK\$'000 千港元
Aged:	賬齡：		
Less than 30 days	少於30日	887,187	893,370
31-60 days	31-60日	371,138	668,137
61-90 days	61-90日	385,549	583,127
91-120 days	91-120日	363,093	292,963
Over 120 days	120日以上	27,116	17,316
		2,034,083	2,454,913

- (ii) Trade and other payables that are denominated in currencies other than the functional currency of the relevant group entities are set out below:

- (ii) 並非以有關集團實體功能貨幣計值的應付貿易及其他賬款如下：

		31 December 2012 2012年 12月31日 HK\$'000 千港元	31 March 2012 2012年 3月31日 HK\$'000 千港元
US\$	美元	1,342,287	2,140,587
HK\$	港元	—	370



24. BANK BORROWINGS

The Group's bank borrowings, all of which are unsecured, comprised:

24. 銀行借貸

本集團之銀行借貸(全部均為無抵押)包括：

		31 December 2012 2012年 12月31日 HK\$'000 千港元	31 March 2012 2012年 3月31日 HK\$'000 千港元
Bank loans	銀行貸款	8,599,451	8,895,198
Bank import loans	銀行進口貸款	474,056	664,115
		9,073,507	9,559,313
The bank borrowings are repayable as follows:			
The bank borrowings are repayable as follows:			
as follows:			
Within one year	1年內	2,358,050	1,390,545
More than one year, but not exceeding two years	超過1年但少於2年	2,406,362	1,572,878
More than two years, but not exceeding five years	超過2年但少於5年	2,802,639	5,090,917
		7,567,051	8,054,340
Carrying amount of bank loans that are repayable within one year from the end of the reporting period but contain a repayment on demand clause	須於報告期結束當日起計1年內償還但載有應要求還款條款之銀行貸款賬面值	1,506,456	1,504,973
		9,073,507	9,559,313
Less: Amount due within one year shown under current liabilities	減：入賬列為流動負債的1年內到期款項	(3,864,506)	(2,895,518)
Amount due after one year	1年後到期款項	5,209,001	6,663,795



24. BANK BORROWINGS (CONTINUED)

notes:

- (i) All the above bank borrowings carry variable interest rates ranging from Hong Kong Interbanks Offered Rate ("HIBOR") plus 0.95% to HIBOR plus 2.55% or London Interbanks Offered Rate ("LIBOR") plus 0.95% to LIBOR plus 2.55% (31 March 2012: ranging from HIBOR plus 1.10% to HIBOR plus 2.95% or LIBOR plus 2.55% to LIBOR plus 5.00%) per annum.

The weighted average effective interest rate of the Group's bank borrowings are as follows:

		31 December 2012 2012年 12月31日	31 March 2012 2012年 3月31日
Variable-rate borrowings	浮息借貸	2.12%	2.21%

- (ii) The Group's bank borrowings that are denominated in currencies other than the functional currency of the relevant group entities are set out below:

		31 December 2012 2012年 12月31日 HK\$'000 千港元	31 March 2012 2012年 3月31日 HK\$'000 千港元
US\$	美元	1,753,935	1,493,917
HK\$	港元	695,000	870,000

24. 銀行借貸(續)

附註：

- (i) 上述所有銀行借貸均為浮息借貸，年息率由香港銀行同業拆息加0.95%至2.55%或倫敦銀行同業拆息加0.95%至2.55%不等(2012年3月31日：香港銀行同業拆息加1.10%至2.95%；或倫敦銀行同業拆息加2.55%至5.00%不等)。

本集團銀行借貸之實際利率加權平均數如下：

- (ii) 並非以有關集團實體功能貨幣計值之本集團銀行借貸如下：



25. DERIVATIVE FINANCIAL INSTRUMENTS

25. 衍生金融工具

		Current 流動		Non-current 非流動	
		31 December 2012 2012年 12月31日 HK\$'000 千港元	31 March 2012 2012年 3月31日 HK\$'000 千港元	31 December 2012 2012年 12月31日 HK\$'000 千港元	31 March 2012 2012年 3月31日 HK\$'000 千港元
Derivative financial liabilities - net settlement	衍生金融負債 - 淨額交收				
Interest rate swaps (note i)	利率掉期(附註i)	—	(9,434)	—	—
Foreign currency forward contracts (note ii)	外幣遠期合約 (附註ii)	(561)	—	—	—
		(561)	(9,434)	—	—
Derivative financial assets - net settlement	衍生金融資產 - 淨額交收				
Foreign currency forward contracts (note ii)	外幣遠期合約 (附註ii)	5,084	867	—	—

notes:

(i) Interest rate swaps

No interest rate swaps contract was outstanding as at 31 December 2012.

Major terms of the interest rate swaps contracts outstanding as at 31 March 2012 are as follows:

Notional amount

概念金額

3 contracts with amortising principal sum of
HK\$580,000,000 as at 31 March 2012
於2012年3月31日，3份合約遞減本金合共
580,000,000港元

The above contracts matured in September 2012.

附註：

(i) 利率掉期

於2012年12月31日並無未完結之利率
掉期合約。

於2012年3月31日尚未完結之利率掉期
合約的主要條款載列如下：

Interest rate swap

利率掉期

From 4.65% to 5.50%
由4.65%至5.50%

上述合約已於2012年9月期滿。



25. DERIVATIVE FINANCIAL INSTRUMENTS

(CONTINUED)

notes: (Continued)

(ii) Foreign currency forward contracts

Major terms of the foreign currency forward contracts outstanding as at 31 December 2012 are as follows:

Notional amount 概念金額	Currency conversion 貨幣轉換
4 contracts to buy Great British Pound ("GBP") 8,090,000 in total 4份合約共買8,090,000英鎊(「英鎊」)	GBP1: HK\$12.2892–12.5752 1英鎊兌12.2892至12.5752港元
9 contracts to buy Euro ("EUR") 27,770,000 in total 9份合約共買27,770,000歐元(「歐元」)	EUR1: HK\$9.8832–10.2438 1歐元兌9.8832至10.2438港元
1 contract to buy EUR2,099,634 in total 1份合約共買2,099,634歐元	EUR1: US\$1.297 1歐元兌1.297美元
6 contracts to buy US\$63,583,064 in total 6份合約共買63,583,064美元	US\$1: HK\$7.7504–7.7515 1美元兌7.7504至7.7515港元

Major terms of the foreign currency forward contracts outstanding as at 31 March 2012 are as follows:

Notional amount 概念金額	Currency conversion 貨幣轉換
2 contracts to buy GBP3,820,000 in total 2份合約共買3,820,000英鎊	GBP1: US\$1.5720 to 1.5752 1英鎊兌1.5720至1.5752美元
1 contract to buy US\$11,010,000 in total 1份合約共買11,010,000美元	US\$1: HK\$7.7563 1美元兌7.7563港元

The above contracts will mature within six months (31 March 2012: one to two months) after the end of the reporting period.

(iii) The fair values of the above derivative financial instruments were calculated using discounted cash flow analysis based on the applicable yield curves of interest rates and forward foreign exchange rates.

25. 衍生金融工具(續)

附註:(續)

(ii) 外幣遠期合約

於2012年12月31日未完結外幣遠期合約之主要條款如下:

於2012年3月31日未完結外幣遠期合約之主要條款如下:

上述合約將由報告期末起6個月(2012年3月31日:1至2個月)內到期。

(iii) 上述衍生金融工具之公允值乃根據利率及遠期外幣匯率之適用回報曲線·按折現現金流量分析為基準計算。



NOTES TO THE CONSOLIDATED FINANCIAL STATEMENTS (CONTINUED)
綜合財務報表附註(續)

For the nine months ended 31 December 2012 截至2012年12月31日止9個月

26. DEFERRED TAX

The following are the major deferred tax liabilities recognised and movement thereon during the current and prior period/year:

		Accelerated tax depreciation 加速稅項 折舊 HK\$'000 千港元	Undistributed Earnings of PRC subsidiaries 中國附屬 公司之 未分配盈利 HK\$'000 千港元	Total 合計 HK\$'000 千港元
At 1 April 2011	2011年4月1日	356,218	4,145	360,363
Change in tax rate of certain subsidiaries (note iii)	若干附屬公司稅率變動 (附註iii)	(14,816)	—	(14,816)
Charge to profit or loss	計入損益	127,454	—	127,454
At 31 March 2012	2012年3月31日	468,856	4,145	473,001
Charge to profit or loss	計入損益	67,682	—	67,682
At 31 December 2012	2012年12月31日	536,538	4,145	540,683

notes:

- (i) At 31 December 2012, the Group had unused tax losses of approximately HK\$46,000,000 (31 March 2012: HK\$31,000,000) available for offset against future profits. No deferred tax asset has been recognised in respect of such losses for both years due to unpredictability of future profit streams. As at 31 December 2012, tax losses of approximately HK\$46,000,000 (31 March 2012: HK\$31,000,000) from the PRC subsidiaries will expire at various dates up to and including 2017 (31 March 2012: 2017).
- (ii) According to the EIT Law, dividend paid to foreign investors out of profit earned by entities established in the PRC from 1 January 2008 onwards is subject to withholding tax at 10%. For investors incorporated in Hong Kong and holding at least 25% of equity interest in a PRC company, a preferential rate of 5% can be applied. The Group has not provided for deferred tax liability in respect of the relevant undistributed profits of its PRC subsidiaries because the directors believe that the Company is able to control the timing of the distribution by its subsidiaries such that no withholding tax will be payable in the foreseeable future. As at the end of the reporting period, the deferred tax liabilities in relation to the undistributed profits of the PRC subsidiaries for which have not been recognised were approximately HK\$117 million (31 March 2012: approximately HK\$89 million).
- (iii) The tax rates of certain subsidiaries were changed when these subsidiaries became entitled to concessional tax rates pursuant to relevant incentive tax rules as detailed in note 9.

26. 遞延稅項

下表為主要已確認遞延稅項負債於現行及過往期間/年度之變動。

附註：

- (i) 於2012年12月31日，本集團尚未動用但可用作抵扣未來盈利之稅項虧損約為46,000,000港元(2012年3月31日：31,000,000港元)。由於無法預計未來盈利來源，兩個年度並未就該等虧損確認為遞延稅項資產。於2012年12月31日，稅項虧損約46,000,000港元(2012年3月31日：31,000,000港元)來自中國附屬公司並將於直至並包括2017年(2012年3月31日：2017年)之多個不同日期到期。
- (ii) 根據企業所得稅法，自2008年1月1日起，從中國註冊成立的實體的盈利中派息予海外投資者，須繳交預扣稅10%。香港註冊成立且於中國公司持有最少25%權益的投資者，適用優惠稅率5%。由於董事相信本公司可控制其附屬公司進行派付之時間，且於可見的將來不會繳交預扣稅，故本集團無就其中國附屬公司相關未分配盈利計提遞延稅項負債撥備。於報告期末，就中國附屬公司未分配盈利相關而未確認的遞延稅項負債約達117百萬港元(2012年3月31日：約89百萬港元)。
- (iii) 若干附屬公司之稅率於其按照有關稅務優惠政策享有優惠稅率時變更，詳情載於附註9。



27. RETIREMENT BENEFITS PLANS

(i) Plans for Hong Kong employees

Defined benefit plan

The Group is a member of a defined benefit plan which was open to qualified employees of the Group's Hong Kong subsidiary, the plan is managed by Fortune Star Tradings Ltd. ("Fortune Star") which is beneficially owned and controlled by Mr Lee Wan Keung Patrick, a director and the controlling shareholder of the Company. In December 2000, all the existing members of the defined benefit plan were enrolled into a MPF Scheme and their accrued benefits for the past services under the defined benefit plan were frozen as at 30 November 2000. The defined benefit plan was closed to new employees from December 2000 onwards.

Under the defined benefit plan, employees are entitled to retirement benefits varying between 0% and 100% of their final salary as at 30 November 2000 multiplied by the number of pensionable service years up to 30 November 2000 on attainment of a retirement age of 55. No further details are presented for the defined benefit plan as the directors considered the defined benefit asset is insignificant to the Group.

27. 退休福利計劃

(i) 為香港僱員而設的計劃

界定利益計劃

本集團是一個界定利益計劃的成員，該計劃受 Fortune Star Tradings Ltd (「Fortune Star」) 管理，供本集團的香港附屬公司之合資格僱員參與。Fortune Star 的實益擁有人為本公司董事及控股股東李運強先生。於2000年12月，界定利益計劃當時所有成員轉為登記參與一項強積金計劃，而彼等在界定利益計劃內就過往服務所得的累計福利於2000年11月30日被凍結。自2000年12月起，界定利益計劃不再提供予新僱員選擇。

根據界定利益計劃，僱員於年屆55歲退休之齡時可獲取的退休福利相等於其於2000年11月30日的最後薪金的0%至100%不等，乘以截至2000年11月30日止的應計退休金的服務年資。由於董事認為界定利益資產對本集團是微不足道，因此沒有進一步呈列界定利益計劃的詳情。



27. RETIREMENT BENEFITS PLANS (CONTINUED)

(i) Plans for Hong Kong employees (Continued)

Defined contribution plan

The Group also operates a MPF Scheme for all qualifying employees. The assets of the scheme are held separately from those of the Group, in funds under the control of trustees. The Group contributes the lower of HK\$1,000 (up to 31 May 2012) and HK\$1,250 (starting from 1 June 2012) or 5% of the relevant monthly payroll costs to the MPF Scheme, which contribution is matched by employees.

(ii) Plan for PRC employees

The employees employed in the PRC subsidiaries are members of the state-managed retirement benefit scheme operated by the PRC government. The PRC subsidiaries are required to contribute a certain percentage of their payroll to the retirement benefit scheme to fund the benefits. The only obligation of the Group with respect to the retirement benefit scheme is to make the specified contributions.

27. 退休福利計劃(續)

(i) 為香港僱員而設的計劃(續)

界定供款計劃

本集團亦為所有合資格僱員設立一項強積金計劃。該計劃的資產與本集團的資產分開持有，以及撥入信託人管理的基金。本集團按1,000港元(直至2012年5月31日)及1,250港元(由2012年6月1日開始)或有關月薪成本的5%，以較低者為準，向強積金計劃供款，與僱員之供款一致。

(ii) 為中國僱員而設的計劃

中國附屬公司聘用的僱員均參與中國政府營辦的國家管理退休福利計劃。中國附屬公司須按僱員薪金的若干百分比，向退休福利計劃供款，作為福利之用。本集團對退休福利計劃的唯一責任就是作出指定供款。



28. SHARE CAPITAL

28. 股本

		Number of ordinary shares 普通股數目	Amount 金額 HK\$'000 千港元
Authorised:	法定：		
Ordinary shares of HK\$0.025 each at 1 April 2011, 31 March 2012 and 31 December 2012	於2011年4月1日， 2012年3月31日及 2012年12月31日 每股0.025港元的普通股	8,000,000,000	200,000
Issued and fully paid:	已發行及繳足：		
Ordinary shares of HK\$0.025 each at 1 April 2011, 31 March 2012 and 31 December 2012	於2011年4月1日， 2012年3月31日及 2012年12月31日 每股0.025港元的普通股	4,689,622,980	117,241

29. SHARE-BASED PAYMENT TRANSACTIONS

29. 以股權支付交易

Pursuant to the written resolution of the shareholders of the Company dated 11 September 2003, a share option scheme was approved and adopted (the "Scheme").

根據本公司股東於2003年9月11日通過的書面決議案，購股權計劃(「該計劃」)獲批准及採納。

The Scheme was established for the purpose of providing incentives to directors and eligible persons. The Scheme will remain in force for a period of ten years from adoption of the Scheme. The Scheme will expire on 10 September 2013.

設立該計劃旨在提供獎勵予董事及合資格人士。該計劃的有效期自採納日期起計10年，將於2013年9月10日屆滿。

Under the Scheme, the Board may at their discretion grant options to (i) any director (including executive directors, non-executive directors and independent non-executive directors) and employees of the Group in which the Group holds an equity interest or a subsidiary of such company; or (ii) any advisors, consultants, distributors, contractors, suppliers, agents, customers, business partners, promoters, service providers of any member of the Group may be determined by the Board from time to time to subscribe for the shares of the Company (the "Shares").

根據該計劃，董事會可不時酌情決定授出購股權予(i)本集團的任何董事(包括執行董事、非執行董事及獨立非執行董事)及於本集團持有權益的公司或該公司的附屬公司之本集團僱員；或(ii)本集團任何成員公司的任何顧問、專家顧問、分銷商、承包商、供應商、代理人、客戶、業務夥伴、推廣人員及服務供應商(可經董事會不時釐定)，以認購本公司股份(「股份」)。



29. SHARE-BASED PAYMENT TRANSACTIONS (CONTINUED)

Options granted must be taken up within 28 days of the date of grant. The maximum number of Shares in respect of which options may be granted under the Scheme shall not exceed 10% of the issued share capital of the Company at any point in time. The maximum number of Shares in respect of which options may be granted to any individual in any 12-month period shall not exceed 1% of the Shares in issue on the last date of such 12-month period unless approval of the shareholders of the Company has been obtained in accordance with the Listing Rules.

Options may be exercised during such period (including the minimum period, if any, for which an option must be held before it can be exercised) as may be determined by the Board (which shall be less than ten years from the date of issue of the relevant option). Options may be granted without initial payment except the payment of HK\$1 as consideration for grant of option each time. The exercise price is equal to the highest of (i) nominal value of the Shares; (ii) the closing price of the Shares as stated in the daily quotations sheet issued by the Stock Exchange on the date of the grant; and (iii) the average closing price of the Shares as stated in the daily quotations sheets issued by the Stock Exchange for the five business days immediately preceding the date of the grant.

29. 以股權支付交易(續)

授出之購股權必須於授出日期起計28日內接納。根據購股權計劃授出的購股權所涉及的股份數目，在任何時候不得超逾本公司已發行股本10%。除非根據上市規則的規定取得本公司股東的批准，否則任何人士在任何12個月期間內獲授的購股權所涉及的股份最高數目，不得超逾於上述12個月期間最後1日本公司已發行股份的1%。

購股權可於董事會釐定的期間(包括購股權行使前必須持有的最短期限(如有))行使(該期間由有關購股權發行日期起計不得超逾10年)。除了須支付1港元作為每次獲授購股權的代價外，購股權可在毋須作出初始付款的情況下授出。行使價相等於下列較高者：(i)股份面值；(ii)股份於授出日期在聯交所每日報價表所示的收市價；及(iii)股份在緊接授出日期前五個營業日在聯交所每日報價表所示的平均收市價。



29. SHARE-BASED PAYMENT TRANSACTIONS (CONTINUED)

The following table discloses details of the Company's options granted under the Scheme held by employees (including directors) and movement in such holdings during the period:

Category	Date of grant	Exercise price HK\$ 行使價 港元	Outstanding at 1 April 2011 於2011年 4月1日 尚未行使	Number of share options 購股權數目		Exercised during the period 期內 行使	Outstanding at 31 December 2012 於2012年 12月31日 尚未行使
				Exercised during the year 年內 行使	Outstanding at 31 March 2012 於2012年 3月31日 尚未行使		
Directors 董事	5 September 2008 2008年9月5日	1.872	66,666,668	—	66,666,668	—	66,666,668
Exercisable at the end of the period 於期末可行使數目					66,666,668		66,666,668

The options granted on 5 September 2008 may be exercised in accordance with the following terms of the Scheme as to:

- (i) up to 66,666,668 of the options exercisable commencing 1 September 2009 to 31 August 2013, with vesting period from 5 September 2008 to 31 August 2009, the fair value of each option at the date of grant is approximately HK\$0.4075;
- (ii) up to 133,333,332 of the options exercisable commencing 1 September 2010 to 31 August 2013, with vesting period from 5 September 2008 to 31 August 2010, the fair value of each option at the date of grant is approximately HK\$0.48; and

29. 以股權支付交易(續)

下表披露期內僱員(包括董事)持有根據該計劃授出的本公司購股權詳情及其變動:

於2008年9月5日授出之購股權可根據計劃下的條款行使如下:

- (i) 由2009年9月1日至2013年8月31日可行使最多66,666,668股的購股權及獲准行使期由2008年9月5日至2009年8月31日,每股購股權在授出日當日之公允值約為0.4075港元;
- (ii) 由2010年9月1日至2013年8月31日可行使最多133,333,332股的購股權及獲准行使期由2008年9月5日至2010年8月31日,每股購股權在授出日當日之公允值約為0.48港元;及



29. SHARE-BASED PAYMENT TRANSACTIONS (CONTINUED)

- (iii) up to 200,000,000 of the options exercisable commencing 1 September 2011 to 31 August 2013, with vesting period from 5 September 2008 to 31 August 2011, the fair value of each option at the date of grant is approximately HK\$0.5325, of which, 133,333,332 of options were exercised during the year ended 31 March 2011.

The exercise of the options during the exercise periods described in (i), (ii) and (iii) above, commencing from 1 September 2009 to 31 August 2013, are subject to achievement of pre-determined and specific profit targets for the Group for each of the years ended 31 March 2009, 2010 and 2011, respectively.

No share-based payment expense was recognised for the period ended 31 December 2012 (Year ended 31 March 2012: HK\$6,112,000).

29. 以股權支付交易(續)

- (iii) 由2011年9月1日至2013年8月31日可行使最多200,000,000股的購股權及獲准行使期由2008年9月5日至2011年8月31日，每股購股權在授出日當日之公允值約為0.5325港元，當中133,333,332股購股權已於2011年3月31日止年度行使。

自2009年9月1日起至2013年8月31日止於上述行使期內行使上述(i)、(ii)及(iii)購股權時，須達致本集團就分別截至2009年、2010年及2011年3月31日止年度各年之預定及特定盈利目標。

截至2012年12月31日止期內沒有股權支付費用確認入賬(截至2012年3月31日止年度：6,112,000港元)。



30. CAPITAL RISK MANAGEMENT

The Group manages its capital to ensure that entities in the Group will be able to continue as a going concern while maximising the return to stakeholders through the optimisation of the debt and equity balance. The Group's overall strategy remains unchanged from prior year.

The capital structure of the Group consists of debt, which includes the bank borrowings and equity attributable to equity holders of the Company, comprising issued share capital and various reserves.

The directors of the Company review the capital structure on a regular basis. As part of this review, the directors consider the cost of capital and the risks associated with each class of capital. Based on recommendations of the directors, the Group will balance its overall capital structure through the payment of dividends, new share issues and share buy-backs as well as the issue of new debt or the redemption of existing debt.

31. FINANCIAL INSTRUMENTS

(i) Categories of financial instruments

		31 December 2012 2012年 12月31日 HK\$'000 千港元	31 March 2012 2012年 3月31日 HK\$'000 千港元
Financial assets	金融資產		
Fair value through profit or loss – derivative financial instruments	按公允值計入損益 – 衍生金融工具	5,084	867
Loans and receivables (including cash and cash equivalents)	貸款及應收款項(包括現金 及現金等價物)	4,807,271	5,351,987
Financial liabilities	金融負債		
Fair value through profit or loss – derivative financial instruments	按公允值計入損益 – 衍生金融工具	561	9,434
Amortised cost	攤銷成本	11,830,137	12,529,938

30. 資本風險管理

本集團管理其資本以確保本集團的實體可持續經營業務，並透過最佳資本負債比例為權益持有人提供最高回報。本集團的整體政策維持與去年一致。

本集團的資本結構包括債務，當中包括銀行借貸以及本公司權益持有人應佔權益(包括已發行股本及多項儲備)。

本公司董事不時檢討資本結構。作為檢討的一部份，董事將考慮資本成本以及與各類資本有關的風險。根據董事的建議，本集團將通過派付股息、發行新股及購回股份以及發行新債或贖回現債平衡其整體資本結構。

31. 金融工具

(i) 金融工具類別



31. FINANCIAL INSTRUMENTS (CONTINUED)

(ii) Financial risk management objectives and policies

The Group's major financial instruments include a loan to a JCE, trade and other receivables, amounts due from (to) related companies, derivative financial instruments, restricted bank deposits, bank balances and cash, trade and other payables, amount due to a substantial shareholder, and bank borrowings. Details of the financial instruments are disclosed in the respective notes. The risks associated with these financial instruments include market risk (currency risk and interest rate risk), credit risk and liquidity risk. The policies on how to mitigate these risks are set out below. Management manages and monitors these exposures to ensure appropriate measures are implemented on a timely and effective manner.

Market risk

(a) Currency risk

The Group has foreign currency transactions, which expose the Group to market risk arising from changes in foreign exchange rates. In order to mitigate the foreign currency risk, foreign currency forward contracts are entered into by the Group for certain material foreign currency transactions. Management monitor other foreign currency exposure closely and will consider the use of hedging instruments when the need arises.

31. 金融工具(續)

(ii) 財務風險管理目的及政策

本集團的主要金融工具包括共同控制實體貸款、應收貿易及其他賬款、應收(付)關連公司款項、衍生金融工具、受限制銀行存款、銀行結餘及現金、應付貿易及其他賬款、應付主要股東款項及銀行借貸。金融工具的詳情於相關附註披露。與該等金融工具有關的風險包括市場風險(貨幣風險及利率風險)、信貸風險及流動資金風險。如何緩和該等風險的政策載列如下。管理層管理及監控該等風險，以確保及時有效地採用適當的措施。

市場風險

(a) 貨幣風險

本集團存在外幣交易，令本集團須承受外幣匯率變動引起的市場風險。為了降低外幣風險，本集團就若干重大外幣交易訂立外幣遠期合同。管理層將密切監察其他外幣風險，並考慮於必要時運用對沖工具。



31. FINANCIAL INSTRUMENTS (CONTINUED)

(ii) Financial risk management objectives and policies (Continued)

Market risk (Continued)

(a) Currency risk (Continued)

The carrying amounts of the Group's significant monetary assets and monetary liabilities, excluding intercompany balances and derivative financial instruments, that are denominated in currencies other than the functional currency of the relevant group entities at the reporting dates are as follows:

Monetary assets (note):

		31 December 2012 2012年 12月31日 HK\$'000 千港元	31 March 2012 2012年 3月31日 HK\$'000 千港元
HK\$	港元	308,697	375,997
US\$	美元	24,355	22,129

Monetary liabilities (note):

		31 December 2012 2012年 12月31日 HK\$'000 千港元	31 March 2012 2012年 3月31日 HK\$'000 千港元
HK\$	港元	701,378	877,996
US\$	美元	134,517	51,317

note: The above amounts exclude HK\$/US\$ amounts where the functional currency of the relevant group entities is US\$/HK\$ because HK\$ is pegged to the US\$, as a result of which the exchange exposure is not significant.

附註：上述金額未包括相關集團實體功能貨幣為美元／港元的港元／美元金額，由於港元與美元掛鈎，因此並無重大滙兌風險。

31. 金融工具(續)

(ii) 財務風險管理目的及政策(續)

市場風險(續)

(a) 貨幣風險(續)

本集團並非以相關集團實體功能貨幣計值之主要貨幣資產及貨幣負債(內部公司往來及衍生金融工具除外)的賬面值如下：

貨幣資產(附註)：

		31 December 2012 2012年 12月31日 HK\$'000 千港元	31 March 2012 2012年 3月31日 HK\$'000 千港元
HK\$	港元	308,697	375,997
US\$	美元	24,355	22,129

貨幣負債(附註)：

		31 December 2012 2012年 12月31日 HK\$'000 千港元	31 March 2012 2012年 3月31日 HK\$'000 千港元
HK\$	港元	701,378	877,996
US\$	美元	134,517	51,317



31. FINANCIAL INSTRUMENTS (CONTINUED)

(ii) Financial risk management objectives and policies (Continued)

Market risk (Continued)

(a) Currency risk (Continued)

In addition, intercompany balances denominated in foreign currencies are as follows:

		31 December 2012 2012年 12月31日 HK\$'000 千港元	31 March 2012 2012年 3月31日 HK\$'000 千港元
Assets	資產		
US\$	美元	1,394,355	1,886,439
HK\$	港元	233,601	239,077
RMB	人民幣	48,366	45,803
Liabilities	負債		
US\$	美元	1,394,355	1,886,439
HK\$	港元	385,308	412,669

Sensitivity analysis

The Group is primarily exposed to the fluctuation of HK\$ and US\$ against RMB.

敏感度分析

本集團主要面對港元及美元兌人民幣的波動影響。

31. 金融工具(續)

(ii) 財務風險管理目的及政策(續)

市場風險(續)

(a) 貨幣風險(續)

此外，以外幣計值之內部公司往來結餘如下：



31. FINANCIAL INSTRUMENTS (CONTINUED)

(ii) Financial risk management objectives and policies (Continued)

Market risk (Continued)

(a) Currency risk (Continued)

Sensitivity analysis (Continued)

The following tables detail the Group's sensitivity to a 5% (31 March 2012: 5%) increase and decrease in the functional currency of the relevant group entities against the relevant foreign currencies to the extent that the exposures have not been hedged. 5% (31 March 2012: 5%) is the sensitivity rate used when reporting foreign currency risk internally to key management personnel and represents management's assessment of the reasonably possible change in foreign exchange rates. The sensitivity analysis includes only outstanding foreign currency denominated monetary items (including intercompany balances denominated in foreign currencies) and derivative financial instruments and adjusts their translation or fair value in the case of the derivative financial instruments at the year ended for a 5% change in foreign currency rates. On this basis, there will be an increase/decrease in post-tax profit where the functional currency of the relevant group entities strengthens against the foreign currencies by 5%, and vice versa.

HK\$	港元
US\$	美元

No sensitivity analysis for foreign currency forward contracts has been presented as for the nine months ended 31 December 2012.

31. 金融工具(續)

(ii) 財務風險管理目的及政策(續)

市場風險(續)

(a) 貨幣風險(續)

敏感度分析(續)

下表詳述本集團在並無對沖風險的情況下，相關集團實體之功能貨幣兌其相關外幣上升及下降5% (2012年3月31日：5%) 的敏感度。5% (2012年3月31日：5%) 為對內向主要管理人員匯報外幣風險時採用的敏感度比率，為管理層就外幣匯率的合理可能變動作出的評估。敏感度分析只包括以外幣計值的未償付貨幣項目(包括以外幣定值之內部公司往來)及衍生金融工具，並於結算日調整其換算或公允值(如為衍生金融工具)，以反映外幣匯率的5%變動。在上述基準下，當相關集團實體之功能貨幣兌外幣升值5%，稅後盈利將增加/減少，反之亦然。

Increase (decrease) in post-tax profit 稅後盈利增加(減少)

		Nine months ended 31 December 2012 截至 2012年 12月31日 9個月	Year ended 31 March 2012 截至 2012年 3月31日 年度
		HK\$'000 千港元	HK\$'000 千港元
HK\$	港元	23,137	28,675
US\$	美元	4,691	1,267

截至2012年12月31日止9個月之外幣遠期合約敏感度分析並無呈列。



31. FINANCIAL INSTRUMENTS (CONTINUED)

(ii) Financial risk management objectives and policies (Continued)

Market risk (Continued)

(b) Interest rate risk

The Group's bank balances carry floating-rate of interests and have exposure to cash flow interest rate risk due to the fluctuation of the prevailing market interest rates. However, the Group considers that the bank balances are within short maturity period, and the fluctuation in interest rate and the cash flow interest rate risk arising from bank balances are insignificant.

The Group is exposed to cash flow interest rate risk in relation to variable-rate bank borrowings. In order to minimise the cash flow interest rate risk, the Group entered into certain interest rate swaps to partially hedge against its exposures to variable interest-rate of bank borrowings in prior years. The Group considers that the interest rate of bank borrowings is relatively stable and so no interest rate swap was used to hedge the exposure to interest rate risk in current period. The management monitors interest rate exposure and will consider hedging significant interest rate exposure should the need arise.

31. 金融工具(續)

(ii) 財務風險管理目的及政策(續)

市場風險(續)

(b) 利率風險

本集團銀行結餘乃浮息，由於現行市場利率波動，銀行結餘承受現金流量利率風險。然而，本集團認為該銀行結餘乃短期內到期，且從銀行結餘引伸的利率波動及現金流量利率風險並不重大。

本集團亦須承受有關浮息銀行借貸的現金流量利率風險。為將現金流量利率風險減至最低，本集團在過往年度訂立若干利率掉期以就銀行借貸的浮息風險進行部分對沖。本集團認為銀行借貸的利率相對穩定，所以在期內未有以利率掉期對沖利率風險。管理層監控利率風險程度及當有需時會考慮對沖重大的利率風險。



31. FINANCIAL INSTRUMENTS (CONTINUED)

(ii) Financial risk management objectives and policies (Continued)

Market risk (Continued)

(b) Interest rate risk (Continued)

Sensitivity analysis

The sensitivity analysis below has been determined based on the exposure to interest rates for non-derivative instruments at the end of the reporting period. For variable-rate bank borrowings, to the extent that they were not hedged by effective instruments, the analysis is prepared assuming the amount of liability outstanding at the end of the reporting period was outstanding for the whole year. A 50 basis points increase or decrease in interest rate is used when reporting interest rate risk internally to key management personnel and represents management's assessment of the reasonably possible change in interest rates.

For bank borrowings at variable-rate of HK\$9,073,507,000 (31 March 2012: HK\$9,559,313,000), if interest rate had been 50 basis points higher/lower and all other variables were held constant, the Group's post-tax profit for the nine months ended 31 December 2012 after taking into account the capitalisation of borrowing costs using the capitalisation rate of 4% would decrease/increase by HK\$17,296,000 (31 March 2012: decrease/increase by HK\$23,540,000).

No sensitivity analysis for interest rate swap has been presented as for the financial year ended 31 March 2012.

31. 金融工具(續)

(ii) 財務風險管理目的及政策(續)

市場風險(續)

(b) 利率風險(續)

敏感度分析

下列的敏感度分析根據於結算日非衍生工具的利率風險釐定。就浮息銀行借貸，當該等借貸並非由有效工具對沖，分析乃假設於報告期末未償付負債於全年均為未償付而編製。50基點增加或減少為對內向主要管理人員匯報利率風險時採用的敏感度比率，為管理層就利率的合理可能變動的評估。

就為數9,073,507,000港元(2012年3月31日: 9,559,313,000港元)之浮息銀行借貸而言，倘利率上升/下跌50基點，而所有其他變數維持不變，本集團截至2012年12月31日止9個月的稅後盈利經計及以資本化利率4%計算之資本化借貸成本後，將減少/增加17,296,000港元(2011年3月31日: 減少/增加23,540,000港元)。

截至2012年3月31日止年度之利率掉期合約敏感度分析並無呈列。



31. FINANCIAL INSTRUMENTS (CONTINUED)

(ii) Financial risk management objectives and policies (Continued)

Credit risk

As at 31 December 2012, the Group's maximum exposure to credit risk which will cause a financial loss to the Group due to failure to discharge an obligation by the counterparties is arising from the carrying amount of the respective recognised financial assets as stated in the consolidated statement of financial position.

In order to minimise the credit risk, management of the Group has delegated a team responsible for determination of credit limits, credit approvals and other monitoring procedures to ensure that follow-up action is taken to recover overdue debts. In addition, the Group reviews the recoverable amount of each individual debt at the end of the reporting period to ensure that adequate impairment losses are made for irrecoverable amounts. In this regard, the directors consider that the Group's credit risk is significantly reduced.

The credit risk on liquid funds is limited because the counterparties are banks with good reputation.

Trade receivables consist of a large number of customers, spread across diverse industries and geographical areas. Accordingly, the Group's concentration of credit risk is considered minimal.

In addition to the credit risk on trade debts, the Group is also exposed to concentration on credit risk on its loan to a JCE. Because the Group's involvement in the management of JCE, the Group is in a position to monitor their financial performance and would take timely actions to safeguard its assets and/or to minimise its losses. Accordingly, management believes that the Group's exposure to the credit risk associated with loan to JCE is low.

31. 金融工具(續)

(ii) 財務風險管理目的及政策(續)

信貸風險

於2012年12月31日，本集團因對手方未能履行責任而導致財務損失的最高信貸風險來自綜合財務狀況表載列的各已確認金融資產的賬面值。

為盡量減低信貸風險，本集團管理層已委任一組人員釐定信貸限額、信貸審批以及其他監控程序，確保就收回逾期債項採取跟進行動。此外，本集團管理層會於報告期末審閱各個別債務之可收回金額，以確保就無法收回金額確認足夠減值虧損。就此，董事認為本集團之信貸風險已大大減少。

由於交易方均為信譽評級良好之銀行，故流動資金之信貸風險有限。

本集團的應收貿易賬款包括大量客戶，涵蓋多個行業及地理區域。因此，本集團集中信貸風險極低。

除了在貿易債務的信貸風險外，本集團於共同控制實體貸款上存在集中信貸風險。因為本集團參與共同控制實體的管理，本集團身處監控其財務表現的位置並可採取及時行動以保護其資產及／或減低損失。因此，管理層相信本集團在給予共同控制實體貸款引發的信貸風險屬低。



31. FINANCIAL INSTRUMENTS (CONTINUED)

(ii) Financial risk management objectives and policies (Continued)

Liquidity risk

In management of the liquidity risk, the Group monitors and maintains a level of cash and cash equivalents deemed adequate by management to finance the Group's operations and mitigate the effects of fluctuations in cash flows.

The following tables detail the Group's remaining contractual maturity for its financial liabilities based on the agreed repayment terms. For non-derivative financial liabilities, the tables have been drawn up based on the undiscounted cash flows of financial liabilities based on the earliest date on which the Group can be required to pay. Specifically, bank loans with a repayment on demand clause are included in the earliest time band regardless of the probability of the banks choosing to exercise their rights. The maturity dates for other non-derivative financial liabilities are based on the agreed repayment dates. The table includes both interest and principal cash flows. To the extent that interest flows are floating rate, the undiscounted amount is derived from interest rate curve at the end of the reporting period.

In addition, the following table details the Group's liquidity analysis for its derivative financial instruments. The tables have been drawn up based on the undiscounted contractual net cash flows on derivative instruments that settle on a net basis. When the amount payable is not fixed, the amount disclosed has been determined by reference to the projected interest rates as illustrated by the yield curves existing at the end of the reporting period. The liquidity analysis for the Group's derivative financial instruments are prepared based on the contractual maturities as the management consider that the contractual maturities are essential for an understanding of the timing of the cash flows of derivatives.

31. 金融工具(續)

(ii) 財務風險管理目的及政策(續)

流動資金風險

就管理流動資金風險而言，本集團監察及維持其視為足以為本集團營運提供資金，以及減輕現金流量波動影響之現金及現金等價物水平。

下表詳述依據經協定還款條款本集團金融負債的餘下合約到期日。就非衍生金融負債而言，下表乃根據本集團須還款最早日期當日之金融負債未貼現現金流量作出。具體而言，附帶應要求還款條款之銀行借貸，被包括在最早時限之內，不論銀行是否選擇行使其權利。其他非衍生金融負債之到期日根據議定的還款日期計算。下表已包括利息及本金現金流量。在某種程度上，利息流是浮動利率，未貼現金額來自報告期末的利率曲線。

另外，下表詳述本集團衍生金融工具之流動性分析。該表乃根據按淨額結算的衍生工具以未折現合約淨現金流量列示。倘應付款項不固定，則所披露款項乃參照於報告日末現行利率收益曲線所示預測利率釐定。本集團根據合約到期日編製衍生金融工具的流動性分析，因管理層認為合約到期日乃了解衍生工具現金流之時間的重要因素。



NOTES TO THE CONSOLIDATED FINANCIAL STATEMENTS (CONTINUED)
綜合財務報表附註(續)

For the nine months ended 31 December 2012 截至2012年12月31日止9個月

31. FINANCIAL INSTRUMENTS (CONTINUED)

(ii) Financial risk management objectives and policies (Continued)

Liquidity risk (Continued)
Liquidity tables

31. 金融工具(續)

(ii) 財務風險管理目的及政策(續)

流動資金風險(續)
流動資金表

		Weighted average effective interest rate	Repayable on demand or less than 1 month	1-3 months	3 months to 1 year	1-5 years	Total undiscounted cash flows	Carrying amount at 31 December 2012
		實際利率加權平均數 % 百分比	應要求還款或少於1個月 HK\$'000 千港元	1至3個月 HK\$'000 千港元	3個月至1年 HK\$'000 千港元	1至5年 HK\$'000 千港元	未折現現金流量合計 HK\$'000 千港元	於2012年12月31日之賬面值 HK\$'000 千港元
31 December 2012	2012年12月31日							
Non-derivative financial liabilities	非衍生金融負債							
Trade and other payables	應付貿易及其他賬款							
– current	– 流動	—	1,701,271	676,197	372,641	—	2,750,109	2,750,109
Amount due to a substantial shareholder	應付主要股東款項	—	6,378	—	—	—	6,378	6,378
Amounts due to related companies	應付關連公司款項	—	143	—	—	—	143	143
Bank borrowings – variable rate	銀行借貸 – 浮息	2.12	1,625,230	387,806	2,006,292	5,344,633	9,363,961	9,073,507
			3,333,022	1,064,003	2,378,933	5,344,633	12,120,591	11,830,137
Derivatives – net settlement	衍生工具 – 淨額交收							
Foreign exchange forward contracts	外幣遠期合約	—	219	211	131	—	561	561



31. FINANCIAL INSTRUMENTS (CONTINUED)

(ii) Financial risk management objectives and policies (Continued)

Liquidity risk (Continued)

Liquidity tables (Continued)

31. 金融工具(續)

(ii) 財務風險管理目的及政策(續)

流動資金風險(續)

流動資金表(續)

		Weighted average effective interest rate	Repayable on demand or less than 1 month	1-3 months	3 months to 1 year	1-5 years	Total undiscounted cash flows	Carrying amount at 31 March 2012
		實際利率 加權平均數 百分比	應要求還款或 少於1個月 HK\$'000 千港元	1至3個月 HK\$'000 千港元	3個月 至1年 HK\$'000 千港元	1至5年 HK\$'000 千港元	未折現 現金流量 合計 HK\$'000 千港元	於2012年 12月31日 之賬面值 HK\$'000 千港元
31 March 2012	2012年3月31日							
Non-derivative financial liabilities	非衍生金融負債							
Trade and other payables	應付貿易及其他 賬款							
- current	- 流動	—	1,256,002	1,173,978	533,016	3	2,962,999	2,962,999
Amount due to a substantial shareholder	應付主要股東 款項	—	7,626	—	—	—	7,626	7,626
Bank borrowings	銀行借貸							
- variable rate	- 浮息	2.21	1,574,055	733,518	644,139	6,983,178	9,934,890	9,559,313
			2,837,683	1,907,496	1,177,155	6,983,181	12,905,515	12,529,938
Derivatives - net settlement	衍生工具 - 淨額交收							
Interest rate swaps	利率掉期	4.76	—	6,398	3,186	—	9,584	9,434



31. FINANCIAL INSTRUMENTS (CONTINUED)

(ii) Financial risk management objectives and policies (Continued)

Liquidity risk (Continued)

Bank borrowings with a repayment on demand clause are included in the "on demand or less than 1 month" time band in the above maturity analysis. As at 31 December 2012 and 31 March 2012, the aggregate undiscounted principal amounts and carrying amounts of these bank loans amounted to HK\$1,506,456,000 and HK\$1,504,973,000 respectively. Taking into account the Group's financial position, the directors do not believe that it is probable that the banks will exercise their discretionary rights to demand immediate repayment. The directors believe that such bank loans will be repaid after the reporting date in accordance with the following scheduled repayment dates set out in the loan agreements:

Bank borrowings subject to repayment on demand clause based on scheduled repayments:

		Weighted average effective interest rate 實際利率 加權平均數 %	Less than 1 month 少於1個月 HK\$'000 千港元	1-3 months 1至3個月 HK\$'000 千港元	3 months to 1 year 3個月 至1年 HK\$'000 千港元	Total undiscounted cash flows 未折現 現金流量合計 HK\$'000 千港元	Carrying amount 賬面值 HK\$'000 千港元
As at 31 December 2012	於2012年12月31日	2.12	1,471,510	8,063	30,274	1,509,847	1,506,456
As at 31 March 2012	於2012年3月31日	2.21	850,520	417,992	269,722	1,538,234	1,504,973

31. 金融工具(續)

(ii) 財務風險管理目的及政策 (續)

流動資金風險(續)

附帶應要求還款條款之銀行借貸按上述到期日分析計入「應要求還款或少於一個月」之期間。於2012年12月31日及2012年3月31日，該等銀行貸款之未折現本金及賬面值總額分別為1,506,456,000港元及1,504,973,000港元。考慮到本集團之財務狀況，董事相信，銀行不大可能行使酌情權，要求本集團即時還款。董事相信，該等銀行借貸將於本報告日期之後根據貸款協議所載之既定還款日期償還如下：

附帶應要求還款條款之銀行借貸按其既定還款期：



31. FINANCIAL INSTRUMENTS (CONTINUED)

(iii) Fair value

The fair values of financial assets and financial liabilities are determined as follows:

- the fair values of derivative financial instruments are calculated using discounted cash flow analysis based on the applicable yield curves of interest rates and forward foreign exchange rates.
- the fair values of financial assets and financial liabilities (excluding derivative financial instruments) are determined in accordance with generally accepted pricing models based on discounted cash flow analysis.

The directors consider the carrying amounts of financial assets and financial liabilities recorded at amortised cost in the consolidated financial statements approximate to their fair values.

31. 金融工具(續)

(iii) 公允值

金融資產及金融負債之公允值按以下方式釐定：

- 衍生金融工具之公允值乃根據利率及遠期外幣匯率之適用回報曲線，按折現現金流量分析釐定。
- 金融資產及金融負債(不包括衍生金融工具)之公允值根據公認定價模式按折現現金流量分析釐定。

董事認為按攤銷成本於綜合財務報表記賬之金融資產及金融負債之賬面值與其公允值相若。



31. FINANCIAL INSTRUMENTS (CONTINUED)

(iii) Fair value (Continued)

Fair value measurements recognised in the statement of financial position

The following table provides an analysis of financial instruments that are measured subsequent to initial recognition at fair value, all of which are grouped into Level 2 based on the degree to which the fair value is observable.

31. 金融工具(續)

(iii) 公允值(續)

在財務狀況表確認之公允值計量

下表載列於初步確認後以公允值計量之金融工具分析，按照其公允值可予觀察之程度全部歸類為第二級：

		31 December 2012 2012年 12月31日 HK\$'000 千港元	31 March 2012 2012年 3月31日 HK\$'000 千港元
Financial assets at fair value through profit or loss	按公允值計入損益之 金融資產		
Derivative financial instruments	衍生金融工具	5,084	867
Financial liabilities at fair value through profit or loss	按公允值計入損益之 金融負債		
Derivative financial instruments	衍生金融工具	561	9,434



31. FINANCIAL INSTRUMENTS (CONTINUED)

(iii) Fair value (Continued)

Fair value measurements recognised in the statement of financial position (Continued)

- Level 1 fair value measurements are those derived from quoted prices (unadjusted) in active market for identical assets or liabilities.
- Level 2 fair value measurements are those derived from inputs other than quoted prices included within Level 1 that are observable for the asset or liability, either directly (i.e. as prices) or indirectly (i.e. derived from prices).
- Level 3 fair value measurements are those derived from valuation techniques that include inputs for the asset or liability that are not based on observable market data (unobservable inputs).

There were no transfer between the 3 levels during the period.

32. OPERATING LEASES

The Group as lessee

At the end of the reporting period, the Group had commitments for future minimum lease payments under non-cancellable operating leases in respect of land and buildings, which fall due as follows:

		31 December 2012 2012年 12月31日 HK\$'000 千港元	31 March 2012 2012年 3月31日 HK\$'000 千港元
Within one year	1年內	8,536	4,665
In the second to fifth year inclusive	第2至第5年內	8,577	1,084
		17,113	5,749

31. 金融工具(續)

(iii) 公允值(續)

在財務狀況表確認之公允值計量(續)

- 第一級公允值計量指以在活躍市場就相同資產或負債取得之報價(未經調整)進行之計量。
- 第二級公允值計量指以第一級所包括之報價以外之資產或負債可觀察變數(無論是直接(即價格)或間接(即按價格推算))進行之計量。
- 第三級公允值計量指透過運用並非基於可觀察市場資料之資產或負債變數(不可觀察之變數)之估值方法進行之計量。

期內，三個級別並無轉移。

32. 經營租約

集團作為承租人

於報告期末，本集團根據不可撤銷的土地及樓宇經營租約於日後應付的最低租金如下：



32. OPERATING LEASES (CONTINUED)

The Group as lessee (Continued)

Operating lease payments represent rentals payable by the Group for lands and certain of its office properties. For leasehold lands, leases are negotiated for terms ranged from one year to five years with fixed rentals. For office properties, leases are negotiated for terms ranged from 6 months to 1 year with fixed rentals.

The Group as lessor

Rental income of office spaces in the PRC during the period ended 31 December 2012 was HK\$1,426,000 (31 March 2012: HK\$1,175,000) from a related party, Jiangsu Chemical (see note 35(i)). Leases are fixed for an average term of two years.

At the end of the reporting period, the Group had contracted with tenants for the following future minimum lease payments:

32. 經營租約(續)

集團作為承租人(續)

經營租金指本集團就土地及其若干辦公室物業應付的租金。租賃土地經磋商租期由1年至5年，期內租金不變。辦公室物業經磋商租期由6個月至1年，期內租金不變。

集團作為出租人

於截至2012年12月31日期內在中國的辦公場所的租金收入為1,426,000港元(2012年3月31日: 1,175,000港元)，來自一關連人士，江蘇化工(見附註35(i))。租約固定於平均兩年期。

在本報告期末，本集團已與租戶簽訂於日後應付的最低租金為：

		31 December 2012 2012年 12月31日 HK\$'000 千港元	31 March 2012 2012年 3月31日 HK\$'000 千港元
Within one year	1年內	1,892	—
In the second to fifth year inclusive	第2至第5年內	1,892	—
		3,784	—



33. CAPITAL COMMITMENTS

33. 資本承擔

		31 December 2012 2012年 12月31日 HK\$'000 千港元	31 March 2012 2012年 3月31日 HK\$'000 千港元
Capital expenditures contracted for but not provided in the consolidated financial statements in respect of acquisition of:	就已訂約但未於綜合財務報表中撥備有關下列購置的資本開支：		
- property, plant and equipment	- 物業、廠房及設備	1,378,090	1,629,568
- land use rights	- 土地使用權	150,442	173,937
		1,528,532	1,803,505

In addition, at 31 December 2012, the Group had a commitment to provide an additional loan of HK\$60,410,000 (31 March 2012: HK\$37,400,000) to its JCE. Details of loan terms disclosed in note 18(iii).

此外，於2012年12月31日，本集團承諾給予額外60,410,000港元(2012年3月31日：37,400,000港元)之貸款予其共同控制實體。貸款條款載於附註18(iii)。

34. NON-CASH TRANSACTION

34. 非現金交易

For the nine months ended 31 December 2012, the Group's acquisition of property, plant and equipment was settled through transfer of deposits paid in the prior years to the extent of HK\$98,452,000 (31 March 2012: HK\$82,024,000).

於截至2012年12月31日止9個月，本集團購置物業、廠房及設備之98,452,000港元(2012年3月31日：82,024,000港元)乃從過往年度的已付訂金轉入。



35. RELATED AND CONNECTED PARTY DISCLOSURES

During the period, the Group had significant transactions with related parties, certain of which are also deemed to be connected parties pursuant to the Listing Rules. Significant transactions with these parties during the period are as follows:

(i) Related and connected party transactions

35. 相關及關連人士披露

期內，本集團與相關人士(若干人士亦同時根據上市規則被視作為關連人士)進行重大交易。期內，與該等人士進行的重大交易如下：

(i) 相關及關連人士交易

Name of parties 關連人士名稱	Nature of transactions 交易性質	Nine months ended 31 December 2012 截至 2012年 12月31日止 9個月 HK\$'000 千港元	Year ended 31 March 2012 截至 2012年 3月31日止 年度 HK\$'000 千港元
		LMIML (as defined in note 21) 理文實業(定義見附註21)	Finished goods sold by the Group 集團出售製成品
	Income from steam and electricity 提供蒸氣及電力之收入	3,434	4,075
	Raw materials purchased by the Group 集團購買原料	703	2,405
Lee & Man Paper Products Limited (note) 理文紙品有限公司(附註)	Licence fee expenses incurred by the Group 集團許可權費支出	1,328	1,750
Jiangsu Chemical (as defined in note 21) 江蘇化工(定義見附註21)	Income from steam and electricity 提供蒸氣及電力之收入	54,948	86,770
	Raw materials purchased by the Group 集團購買原料	3,398	7,312
	Rental income 租金收入	1,426	1,175
Nippon Paper (as defined in note 21) 日本製紙(定義見附註21)	Technical assistance fee expenses by the Group 集團技術顧問費支出	11,299	17,065

note: The company is indirectly wholly owned by a daughter of Mr Lee Wan Keung Patrick, a director and the ultimate controlling shareholder of the Company.

附註：該公司為本公司董事及最終控股股東李連強先生之女兒間接全資擁有。



35. RELATED AND CONNECTED PARTY DISCLOSURES (CONTINUED)

(ii) Related and connected party balances

Details of the Group's outstanding balances with related parties who are also the connected parties were set out in the consolidated statement of financial position and note 21.

(iii) Compensation of key management personnel

The remunerations of the directors and other members of key management during the period were as follows:

35. 相關及關連人士披露(續)

(ii) 相關及關連人士結餘

本集團與相關人士同時亦為關連人士之未償還結餘詳情已載列於綜合財務狀況表及附註21。

(iii) 主要管理層成員薪酬

董事及其他主要管理層成員於期內之酬金如下：

		Nine months ended 31 December 2012 截至2012年12月31日止9個月 HK\$'000 千港元	Year ended 31 March 2012 截至2012年3月31日止年度 HK\$'000 千港元
Short-term benefits	短期福利	9,199	12,506
Post-employment benefits	退休福利	11	34
Share-based payments	股權支付款項	—	6,112
		9,210	18,652



NOTES TO THE CONSOLIDATED FINANCIAL STATEMENTS (CONTINUED)
綜合財務報表附註(續)

For the nine months ended 31 December 2012 截至2012年12月31日止9個月

36. PARTICULARS OF PRINCIPAL SUBSIDIARIES OF THE COMPANY

36. 本公司主要附屬公司詳情

Details of the Company's principal subsidiaries at 31 December 2012 and 31 March 2012 are as follows:

本公司主要附屬公司於2012年12月31日及2012年3月31日的詳情如下：

Name of subsidiary 附屬公司名稱	Place of incorporation/ establishment/registration and operations 註冊成立/成立/ 登記及營運地點	Nominal value of issued and fully paid share capital/ registered capital 已發行及繳足股本面值/ 註冊資本	Proportion ownership interest held by the Company 本公司持有權益擁有權比例				Principal activities 主要業務
			Directly 直接		Indirectly 間接		
			31 December 2012 2012年 12月31日	31 March 2012 2012年 3月31日	31 December 2012 2012年 12月31日	31 March 2012 2012年 3月31日	
Able Advance International Limited	British Virgin Islands (note i) 英屬處女群島(附註i)	Ordinary shares — US\$4 普通股—4美元	100%	100%	—	—	Investment holding 投資控股
Lee & Man Industries Company Limited	British Virgin Islands (note i) 英屬處女群島(附註i)	Ordinary share — US\$1 普通股—1美元	—	—	100%	100%	Investment holding 投資控股
Vantage Dragon Limited 利龍有限公司	Hong Kong 香港	Ordinary share — HK\$2 普通股—2港元	—	—	100%	100%	Investment holding 投資控股
Lee Kwok (Macao Commercial Offshore) Trading Limited 利國(澳門離岸商業服務)貿易 有限公司	Macao 澳門	MOP100,000 澳門幣100,000元	—	—	100%	100%	Procurement of raw materials 採購原料
Wang Kei (Macao Commercial Offshore) Trading Limited 宏基(澳門離岸商業服務)貿易 有限公司	Macao 澳門	MOP100,000 澳門幣100,000元	—	—	100%	100%	Export trading of paper 原紙出口貿易
東莞理文造紙廠有限公司 (Dongguan Lee & Man Paper Factory Co Ltd) ("Dongguan Lee & Man") (「東莞理文」)	PRC (note ii) 中國(附註ii)	Registered capital — US\$156,480,000 註冊資本 —156,480,000美元	—	—	100%	100%	Manufacturing and trading of paper 原紙生產及貿易
廣東理文造紙有限公司 (Guangdong Lee & Man Paper Manufacturing Limited) ("Guangdong Lee & Man") (「廣東理文」)	PRC (note ii) 中國(附註ii)	Registered capital — US\$680,000,000 註冊資本 —680,000,000美元	—	—	100%	100%	Manufacturing and trading of paper 原紙生產及貿易
江蘇理文造紙有限公司 (Jiangsu Lee & Man Paper Manufacturing Company Limited) ("Jiangsu Lee & Man") (「江蘇理文」)	PRC (note ii) 中國(附註ii)	Registered capital — US\$393,000,000 註冊資本 —393,000,000美元	—	—	100%	100%	Manufacturing and trading of paper 原紙生產及貿易
重慶理文造紙有限公司 (Chongqing Lee & Man Paper Manufacturing Limited) ("Chongqing Lee & Man") (「重慶理文」)	PRC (note ii) 中國(附註ii)	Registered capital — US\$420,260,000 註冊資本 —420,260,000美元	—	—	100%	100%	Manufacturing and trading of paper and pulp 原紙及木漿生產及貿易



NOTES TO THE CONSOLIDATED FINANCIAL STATEMENTS (CONTINUED)
綜合財務報表附註(續)

For the nine months ended 31 December 2012 截至2012年12月31日止9個月

36. PARTICULARS OF PRINCIPAL SUBSIDIARIES
OF THE COMPANY (CONTINUED)

36. 本公司主要附屬公司詳情(續)

Name of subsidiary 附屬公司名稱	Place of incorporation/ establishment/registration and operations 註冊成立/成立/ 登記及營運地點	Nominal value of issued and fully paid share capital/ registered capital 已發行及繳足股本面值/ 註冊資本	Proportion ownership interest held by the Company 本公司持有權益擁有權比例				Principal activities 主要業務
			Directly 直接		Indirectly 間接		
			31 December 2012 2012年 12月31日	31 March 2012 2012年 3月31日	31 December 2012 2012年 12月31日	31 March 2012 2012年 3月31日	
江西理文造紙有限公司 (Jiangxi Lee & Man Paper Manufacturing Limited)	PRC (note ii) 中國(附註ii)	Registered capital — US\$100,000,000 註冊資本 —100,000,000美元	—	—	100%	100%	Manufacturing and trading of paper 原紙生產及貿易
九江市利龍諮詢服務有限公司 (Jiujiang Vantage Dragon Consulting Service Limited)	PRC (note ii) 中國(附註ii)	Registered capital — HK\$2,400,000 註冊資本 —2,400,000港元	—	—	100%	100%	Consulting service 顧問服務
Vietnam Lee & Man Paper Manufacturing Limited	Vietnam 越南	US\$64,478,874 64,478,874美元	—	—	100%	100%	Manufacturing and trading of paper 原紙生產及貿易

notes:

- (i) These companies operate in Hong Kong.
- (ii) These companies are foreign investment enterprises established in the PRC.

附註：

- (i) 該等公司在香港運作。
- (ii) 該等公司為在中國成立之外商投資企業。

The above table lists the subsidiaries of the Company which, in the opinion of the directors, principally affected the results or assets and liabilities of the Group. To give details of other subsidiaries would, in the opinion of the directors, result in particulars of excessive length.

None of the subsidiaries had any debt securities outstanding at the end of the period, or at any time during the period.

上表列出據董事認為主要影響本集團業績或資產與負債的本公司附屬公司。董事認為，列出其他附屬公司的詳情會使本附註過於冗長，故未有列載該等資料。

於期末或期內任何時間，各附屬公司概無任何未償還的債務證券。



STATEMENT OF FINANCIAL POSITION OF THE COMPANY 本公司財務狀況表

A condensed statement of financial position of the Company as at 31 December 2012 and 31 March 2012 is as follows:

以下為本公司於2012年12月31日及2012年3月31日之簡明財務狀況表：

		31 December 2012 2012年 12月31日 HK\$'000 千港元	31 March 2012 2012年 3月31日 HK\$'000 千港元
Investments in subsidiaries	附屬公司投資	637,977	637,977
Amounts due from subsidiaries	應收附屬公司款項	8,540,180	8,329,716
Bank balances	銀行結餘	497	338
Total assets	資產總值	9,178,654	8,968,031
Derivative financial instruments	衍生金融工具	—	9,434
Amount due to a subsidiary	應付附屬公司款項	50,716	278
Other payables	應付其他賬款	240,112	8,955
Unsecured bank borrowings	無抵押銀行借貸	3,454,096	3,439,888
Total liabilities	負債總值	3,744,924	3,458,555
		5,433,730	5,509,476
Share capital	股本	117,241	117,241
Reserves (note)	儲備(附註)	5,316,489	5,392,235
Total equity	總權益	5,433,730	5,509,476



STATEMENT OF FINANCIAL POSITION OF THE COMPANY (CONTINUED)
本公司財務狀況表(續)

note:
Reserves

附註：
儲備

		Share premium 股份溢價 HK\$'000 千港元	Share options reserve 購股權儲備 HK\$'000 千港元	Hedging reserve 對沖儲備 HK\$'000 千港元	Contributed surplus 實繳盈餘 HK\$'000 千港元	Retained profits 留存盈利 HK\$'000 千港元	Total equity 權益總值 HK\$'000 千港元
At 1 April 2011	2011年4月1日	4,624,592	29,338	(52,361)	634,977	164,981	5,401,527
Net adjustment of hedging reserve reclassified to profit or loss	對沖儲備重新分類入損益 之淨調整	—	—	52,361	—	—	52,361
Profit for the year	年度盈利	—	—	—	—	532,507	532,507
Total comprehensive income for the year	年度總全面收益	—	—	52,361	—	532,507	584,868
Recognition of equity-settled share based payments	股益結算股權支付款項 確認	—	6,112	—	—	—	6,112
Dividends recognised as distributions	確認為分派之股息	—	—	—	—	(600,272)	(600,272)
At 31 March 2012	2012年3月31日	4,624,592	35,450	—	634,977	97,216	5,392,235
Profit for the period	期內盈利	—	—	—	—	402,595	402,595
Dividends recognised as distributions	確認為分派之股息	—	—	—	—	(478,341)	(478,341)
At 31 December 2012	2012年12月31日	4,624,592	35,450	—	634,977	21,470	5,316,489



Lee & Man Paper Manufacturing Limited

5th Floor, Liven House, 61-63 King Yip Street

Kwun Tong, Kowloon, Hong Kong

Tel: 2319 9889 Fax: 2319 9393

理文造紙有限公司

香港九龍觀塘敬業街61-63號利維大廈5字樓

電話: 2319 9889 傳真: 2319 9393